



Lisle-Woodridge Fire District
 Headquarters & Station 1
 1005 School Street
 Lisle, IL 60532
 630-353-3000


Lieutenant Eligibility

Final Adjusted Promotion List


Date: 10/3/2012

Candidates	Seniority		Ascertained Merit		IFCA Test		BOFC& File		Admin/Performance		Written		Military		Aggregate
	Score	Weighted	Score	Weighted	Total from 5 Components	Weighted	Total	Weighted	Score	Weighted	Score	Weighted	Credits	Score	
Sherrod, Paul	59.22	5.92%	58.50%	5.85%	374.24%	21.38%	77.33%	4.42%	75.00%	4.29%	84.00%	33.60%	5	3.50%	78.96%
Fitzgerald, Brian	68.72	6.87%	67.50%	6.75%	389.89%	22.28%	85.00%	4.86%	87.50%	5.00%	80.00%	32.00%	1	0.70%	78.46%
Broniewicz, Tim	37.62	3.76%	85.50%	8.55%	401.97%	22.97%	85.33%	4.88%	85.00%	4.86%	81.00%	32.40%	0	0.00%	77.41%
Lissman, Joe	65.04	6.50%	28.00%	2.80%	394.17%	22.52%	83.33%	4.76%	82.50%	4.71%	90.00%	36.00%	0	0.00%	77.30%
Zapp, Annette	32.88	3.29%	59.00%	5.90%	405.29%	23.16%	86.67%	4.95%	85.00%	4.86%	87.00%	34.80%	0	0.00%	76.95%
Peterson, Luke	35.94	3.59%	45.00%	4.50%	416.46%	23.80%	84.33%	4.82%	95.00%	5.43%	86.00%	34.40%	0	0.00%	76.54%
Little, Jim	87.86	8.79%	61.50%	6.15%	384.51%	21.97%	83.33%	4.76%	85.00%	4.86%	74.00%	29.60%	0	0.00%	76.13%
Kensel, James	87.86	8.79%	55.00%	5.50%	373.95%	21.37%	77.33%	4.42%	80.00%	4.57%	77.00%	30.80%	0	0.00%	75.44%
Homerding, Rodney	76.68	7.67%	26.00%	2.60%	401.97%	22.97%	78.67%	4.50%	85.00%	4.86%	80.00%	32.00%	0	0.00%	74.59%
Sievert, Kevin	32.88	3.29%	66.50%	6.65%	394.05%	22.52%	85.00%	4.86%	75.00%	4.29%	81.00%	32.40%	0	0.00%	74.00%
Saylor, Jacob	32.88	3.29%	65.00%	6.50%	372.28%	21.27%	80.00%	4.57%	87.50%	5.00%	78.00%	31.20%	0	0.00%	71.83%
Pawlisz, Joe	76.68	7.67%	48.00%	4.80%	394.28%	22.53%	89.33%	5.10%	85.00%	4.86%	66.00%	26.40%	0	0.00%	71.36%
Czech, Mitch	64.12	6.41%	28.00%	2.80%	402.46%	23.00%	81.67%	4.67%	77.50%	4.43%	75.00%	30.00%	0	0.00%	71.30%
Call, John	51.95	5.19%	11.50%	1.15%	376.19%	21.50%	67.67%	3.87%	87.50%	5.00%	77.00%	30.80%	5	3.50%	71.01%


By Order of the Board of Commissioners,
 Lisle-Woodridge Fire District



 Dennis J. Callan
 Chairman



 Max Armstrong
 Secretary



 Jack Kelly
 Commissioner

Posted: Station 1 & Headquarters
 Copied & Posted to Stations 2, 3, 4 & 5



Lisle-Woodridge Fire District
 Headquarters & Station 1
 1005 School Street
 Lisle, IL 60532
 630-353-3000

Lieutenant Eligibility


Preliminary Promotion List #8

Date: 10/3/2012

Candidates	Seniority		Ascertained Merit		IFCA Test		BOFC& File		Admin/Performance		Written		Military		Aggregate
	Score	Weighted	Score	Weighted	Total from 5 Components	Weighted	Total	Weighted	Score	Weighted	Score	Weighted	Credits	Score	
Sherrod, Paul	59.22	5.92%	58.50%	5.85%	374.24%	21.38%	77.33%	4.42%	75.00%	4.29%	84.00%	33.60%	5	3.50%	78.96%
Fitzgerald, Brian	68.72	6.87%	67.50%	6.75%	389.89%	22.28%	85.00%	4.86%	87.50%	5.00%	80.00%	32.00%	1	0.70%	78.46%
Broniewicz, Tim	37.62	3.76%	85.50%	8.55%	401.97%	22.97%	85.33%	4.88%	85.00%	4.86%	81.00%	32.40%	0	0.00%	77.41%
Lissman, Joe	65.04	6.50%	28.00%	2.80%	394.17%	22.52%	83.33%	4.76%	82.50%	4.71%	90.00%	36.00%	0	0.00%	77.30%
Zapp, Annette	32.88	3.29%	59.00%	5.90%	405.29%	23.16%	86.67%	4.95%	85.00%	4.86%	87.00%	34.80%	0	0.00%	76.95%
Peterson, Luke	35.94	3.59%	45.00%	4.50%	416.46%	23.80%	84.33%	4.82%	95.00%	5.43%	86.00%	34.40%	0	0.00%	76.54%
Little, Jim	87.86	8.79%	61.50%	6.15%	384.51%	21.97%	83.33%	4.76%	85.00%	4.86%	74.00%	29.60%	0	0.00%	76.13%
Kensel, James	87.86	8.79%	55.00%	5.50%	373.95%	21.37%	77.33%	4.42%	80.00%	4.57%	77.00%	30.80%	0	0.00%	75.44%
Homerding, Rodney	76.68	7.67%	26.00%	2.60%	401.97%	22.97%	78.67%	4.50%	85.00%	4.86%	80.00%	32.00%	0	0.00%	74.59%
Sievert, Kevin	32.88	3.29%	66.50%	6.65%	394.05%	22.52%	85.00%	4.86%	75.00%	4.29%	81.00%	32.40%	0	0.00%	74.00%
Saylor, Jacob	32.88	3.29%	65.00%	6.50%	372.28%	21.27%	80.00%	4.57%	87.50%	5.00%	78.00%	31.20%	0	0.00%	71.83%
Pawlisz, Joe	76.68	7.67%	48.00%	4.80%	394.28%	22.53%	89.33%	5.10%	85.00%	4.86%	66.00%	26.40%	0	0.00%	71.36%
Czech, Mitch	64.12	6.41%	28.00%	2.80%	402.46%	23.00%	81.67%	4.67%	77.50%	4.43%	75.00%	30.00%	0	0.00%	71.30%
Call, John	51.95	5.19%	11.50%	1.15%	376.19%	21.50%	67.67%	3.87%	87.50%	5.00%	77.00%	30.80%	5	3.50%	71.01%
Griffin, Timothy	76.68	7.67%	44.50%	4.45%	365.18%	20.87%	75.67%	4.32%	85.00%	4.86%	69.00%	27.60%	0	0.00%	69.77%
DeCrane, Dan	30.88	3.09%	37.00%	3.70%	400.83%	22.90%	83.33%	4.76%	80.00%	4.57%	72.00%	28.80%	0	0.00%	67.82%
Haefner, James	70.25	7.02%	33.50%	3.35%	362.44%	20.71%	76.00%	4.34%	80.00%	4.57%	69.00%	27.60%	0	0.00%	67.60%
Slater, James	76.68	7.67%	35.50%	3.55%	358.08%	20.46%	79.33%	4.53%	80.00%	4.57%	58.00%	23.20%	0	0.00%	63.98%
Portner, Wade	93.99	9.40%	21.00%	2.10%	348.39%	19.91%	72.00%	4.11%	80.00%	4.57%	59.00%	23.60%	0	0.00%	63.69%
Rubo, Scott	28.13	2.81%	49.50%	4.95%	346.79%	19.82%	75.00%	4.29%	77.50%	4.43%	50.00%	20.00%	0	0.00%	56.29%
Simon, Jason	40.69	4.07%	20.50%	2.05%	351.49%	20.08%	62.33%	3.56%	62.50%	3.57%	55.00%	22.00%	0	0.00%	55.34%

By Order of the Board of Commissioners,
 Lisle-Woodridge Fire District


 Dennis J. Callan
 Chairman


 Max Armstrong
 Secretary


 Jack Kelly
 Commissioner

Posted: Station 1 & Headquarters
 Copied & Posted to Stations 2, 3, 4 & 5



Lisle-Woodridge Fire District
 Headquarters & Station 1
 1005 School Street
 Lisle, IL 60532
 630-353-3000


Lieutenant Eligibility


Preliminary Promotion List #7


Date: 10/3/2012

Candidates	Seniority		Ascertained Merit		IFCA Test		BOFC& File		Admin/Performance		Written		Military		Aggregate
	Score	Weighted	Score	Weighted	Total from 5 Component	Weighted	Total	Weighted	Score	Weighted	Score	Weighted	Credits	Score	
Fitzgerald, Brian	68.72	6.87%	67.50%	6.75%	389.89%	22.28%	85.00%	4.86%	87.50%	5.00%	80.00%	32.00%	0	0.00%	77.76%
Broniewicz, Tim	37.62	3.76%	85.50%	8.55%	401.97%	22.97%	85.33%	4.88%	85.00%	4.86%	81.00%	32.40%	0	0.00%	77.41%
Lissman, Joe	65.04	6.50%	28.00%	2.80%	394.17%	22.52%	83.33%	4.76%	82.50%	4.71%	90.00%	36.00%	0	0.00%	77.30%
Zapp, Annette	32.88	3.29%	59.00%	5.90%	405.29%	23.16%	86.67%	4.95%	85.00%	4.86%	87.00%	34.80%	0	0.00%	76.95%
Peterson, Luke	35.94	3.59%	45.00%	4.50%	416.46%	23.80%	84.33%	4.82%	95.00%	5.43%	86.00%	34.40%	0	0.00%	76.54%
Little, Jim	87.86	8.79%	61.50%	6.15%	384.51%	21.97%	83.33%	4.76%	85.00%	4.86%	74.00%	29.60%	0	0.00%	76.13%
Sherrod, Paul	59.22	5.92%	58.50%	5.85%	374.24%	21.38%	77.33%	4.42%	75.00%	4.29%	84.00%	33.60%	0	0.00%	75.46%
Kensel, James	87.86	8.79%	55.00%	5.50%	373.95%	21.37%	77.33%	4.42%	80.00%	4.57%	77.00%	30.80%	0	0.00%	75.44%
Homerding, Rodney	76.68	7.67%	26.00%	2.60%	401.97%	22.97%	78.67%	4.50%	85.00%	4.86%	80.00%	32.00%	0	0.00%	74.59%
Sievert, Kevin	32.88	3.29%	66.50%	6.65%	394.05%	22.52%	85.00%	4.86%	75.00%	4.29%	81.00%	32.40%	0	0.00%	74.00%
Saylor, Jacob	32.88	3.29%	65.00%	6.50%	372.28%	21.27%	80.00%	4.57%	87.50%	5.00%	78.00%	31.20%	0	0.00%	71.83%
Pawlisz, Joe	76.68	7.67%	48.00%	4.80%	394.28%	22.53%	89.33%	5.10%	85.00%	4.86%	66.00%	26.40%	0	0.00%	71.36%
Czech, Mitch	64.12	6.41%	28.00%	2.80%	402.46%	23.00%	81.67%	4.67%	77.50%	4.43%	75.00%	30.00%	0	0.00%	71.30%
Griffin, Timolhy	76.68	7.67%	44.50%	4.45%	365.18%	20.87%	75.67%	4.32%	85.00%	4.86%	69.00%	27.60%	0	0.00%	69.77%
DeCraene, Dan	30.88	3.09%	37.00%	3.70%	400.83%	22.90%	83.33%	4.76%	80.00%	4.57%	72.00%	28.80%	0	0.00%	67.82%
Haefner, James	70.25	7.02%	33.50%	3.35%	362.44%	20.71%	76.00%	4.34%	80.00%	4.57%	69.00%	27.60%	0	0.00%	67.60%
Call, John	51.95	5.19%	11.50%	1.15%	376.19%	21.50%	67.67%	3.87%	87.50%	5.00%	77.00%	30.80%	0	0.00%	67.51%
Slater, James	76.68	7.67%	35.50%	3.55%	358.08%	20.46%	79.33%	4.53%	80.00%	4.57%	58.00%	23.20%	0	0.00%	63.98%
Portner, Wade	93.99	9.40%	21.00%	2.10%	348.39%	19.91%	72.00%	4.11%	80.00%	4.57%	59.00%	23.60%	0	0.00%	63.69%
Rubo, Scott	28.13	2.81%	49.50%	4.95%	346.79%	19.82%	75.00%	4.29%	77.50%	4.43%	50.00%	20.00%	0	0.00%	56.29%
Simon, Jason	40.69	4.07%	20.50%	2.05%	351.49%	20.08%	62.33%	3.56%	62.50%	3.57%	55.00%	22.00%	0	0.00%	55.34%

By Order of the Board of Commissioners,
 Lisle-Woodridge Fire District


 Dennis J. Callan
 Chairman


 Max Armstrong
 Secretary


 Jack Kelly
 Commissioner

Posted: Station 1 & Headquarters
 Copied & Posted to Stations 2, 3, 4 & 5

*Revised due to approved
 written examination challenges*