



# Monthly Report

District Activity

## APRIL 2014

There were no significant incidents to report this month. Incidents counts for this month were lower than last April which saw a record month due to the flooding event. However, year to date, the District is ahead of last years volume by 63 incidents. The increase in incidents can be attributed to a 9% increase in EMS responses and 50% increase in the number of unintentional Alarm System Activations, no fire (NFIRS Code 745). Additionally, an increase in the number of Water or Steam Leaks (NFIRS Code 522) year over year. The water leaks and alarm system activation increases can be attributed to the brutal January and February temperatures which caused domestic and sprinkler water lines to freeze and burst.

The District also realized a 260% reduction in the number of Out of Rank (OOR) hours when compared to March, 2230 hours vs. 852 hours in April. This reduction is directly attributed to the recent promotions of numerous Lieutenants, Captains and Battalion Chief resulting in significantly less need for personnel acting out of rank.

### INCIDENT RESPONSE INFORMATION

**Month - 491**

**Year to date - 2216**

**Last year:**

**Month - 711      Year to date - 2153**

**Year to date - 1442**

### PROPERTY / CONTENTS LOSS INFORMATION

**Month: \$5,500**

**Year to date: \$244,774**

#### Contents Loss Information

**Month: \$500**

**Year to date: \$80,500**



# Monthly Report

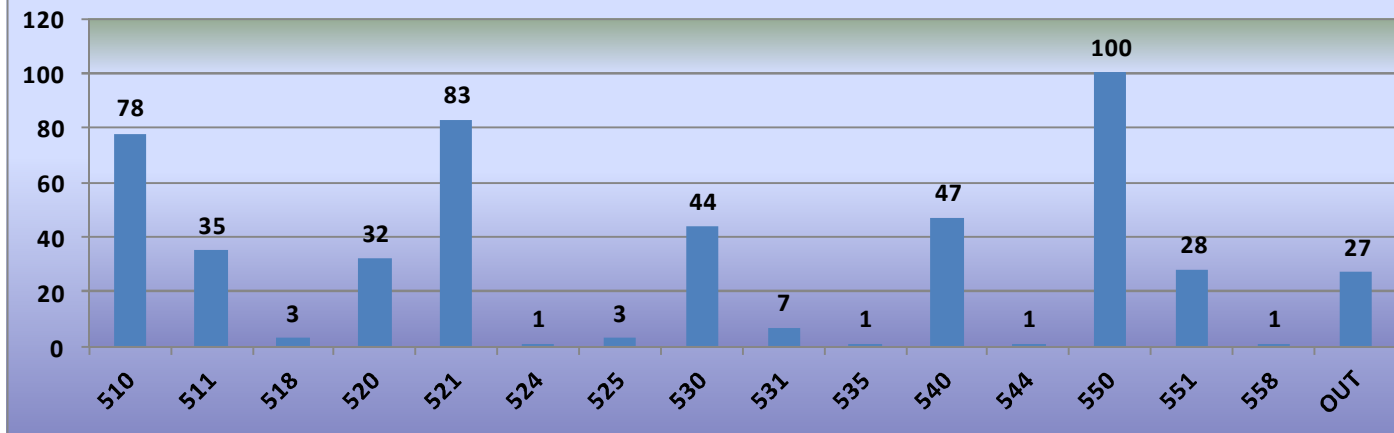
Page 2  
District Activity

## APRIL 2014

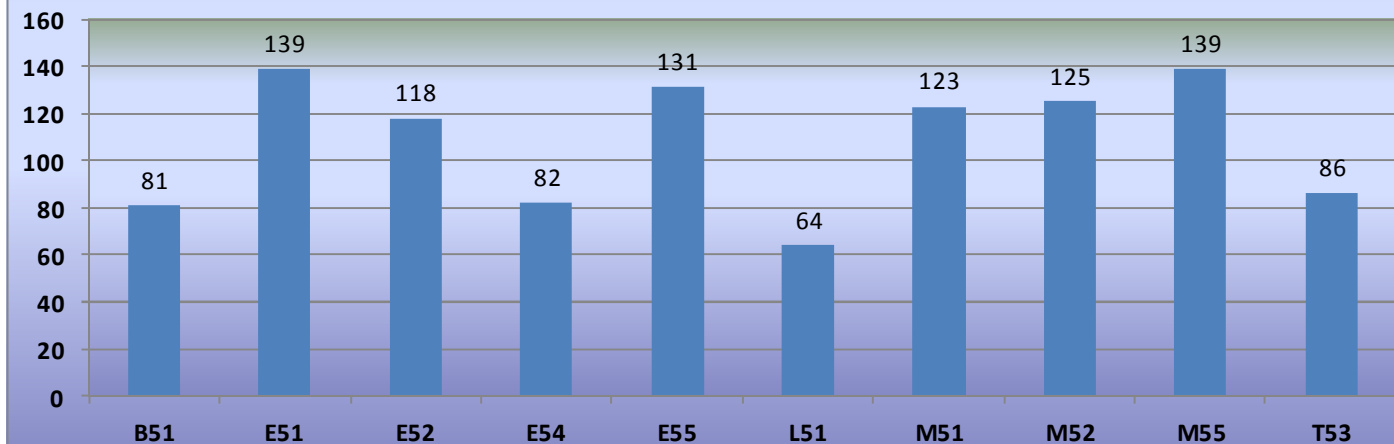
DESCRIPTION	# of Incidents
Building fire	8
Trash or rubbish fire, contained	1
Passenger vehicle fire	1
Mulch Fire	1
Brush or brush-and-grass mixture fire	1
Outside rubbish, trash or waste fire	2
EMS call, excluding vehicle accident with injury	286
MEDICAL ALERT ALARM	13
Motor vehicle accident with injuries	17
Motor Vehicle Accident with no injuries	3
Lock-in (if lock out , use 511 )	1
Extrication of victim(s) from vehicle	1
Removal of victim(s) from stalled elevator	1
Rescue or EMS standby	2
Gas leak (natural gas or LPG)	8
Chemical hazard (no spill or leak)	2
Carbon monoxide incident	1
Electrical wiring/equipment problem, Other	1
Overheated motor	1
Arcing, shorted electrical equipment	2
Building or structure weakened or collapsed	1
Lock-out	4
Water or steam leak	2
Public service assistance, Other	1
Assist police or other governmental agency	2
Assist invalid	19
Cover assignment, standby, moveup	2
Good intent call, Other	8
Dispatched & cancelled en route	14
Authorized controlled burning	5
Steam, vapor, fog or dust thought to be smoke	1
Biological hazard investigation	1
Central station, malicious false alarm	1
System malfunction, Other	1
Alarm system sounded due to malfunction	16
CO detector activation due to malfunction	1
CO detector activation due to bad battery	2
CO detector activation due to out of date/old unit	8
Sprinkler activation, no fire - unintentional	1
Smoke detector activation, no fire - unintentional	2
Alarm system activation, no fire - unintentional	45
Lightning strike (no fire)	1

APRIL 2014

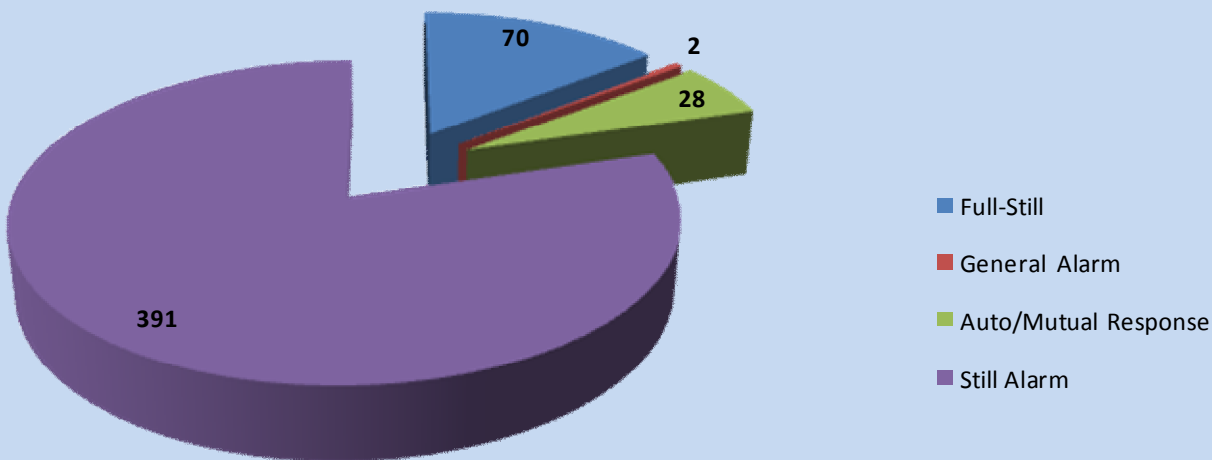
## INCIDENTS BY DISTRICT



## RESPONSES BY UNIT

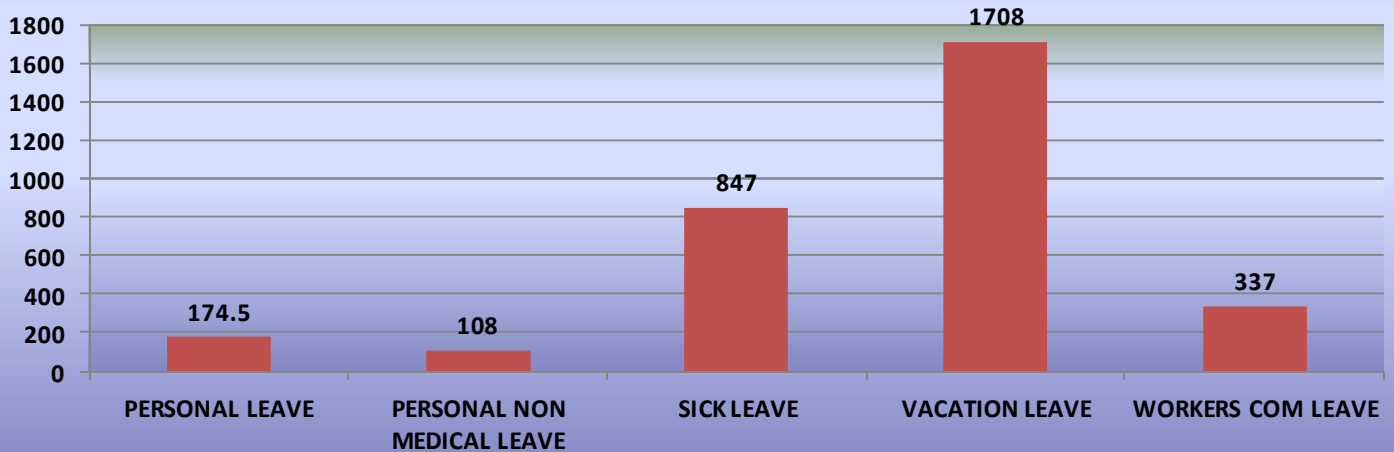


## TYPE OF ALARM

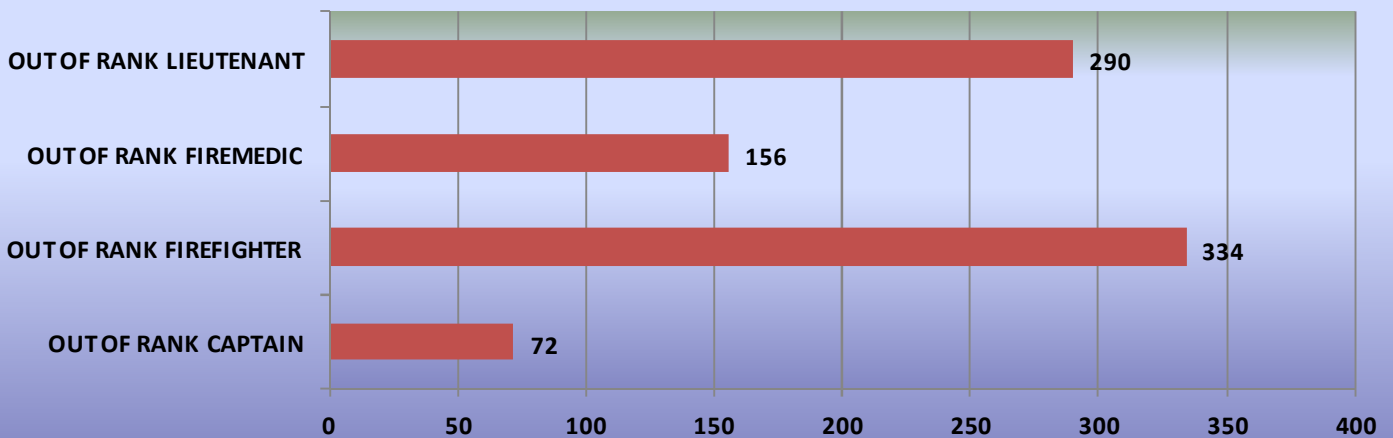


APRIL 2014

## HOURS BY TYPE OF LEAVE



## OUT OF RANK HOURS BY RANK



## OVERTIME AND PART TIME HOURS

