



Monthly Report

District Activity

MARCH 2015

SIGNIFICANT INCIDENTS: There were no significant incidents to report.

INCIDENT RESPONSE INFORMATION

Month - 517

Year to date - 1548

Last year:

Month - 512

Year to date - 1725

PROPERTY LOSS INFORMATION

Month: \$12,650

Year to date: \$219,050

Contents Loss Information

Month: \$1,550

Year to date: \$80,050



Monthly Report

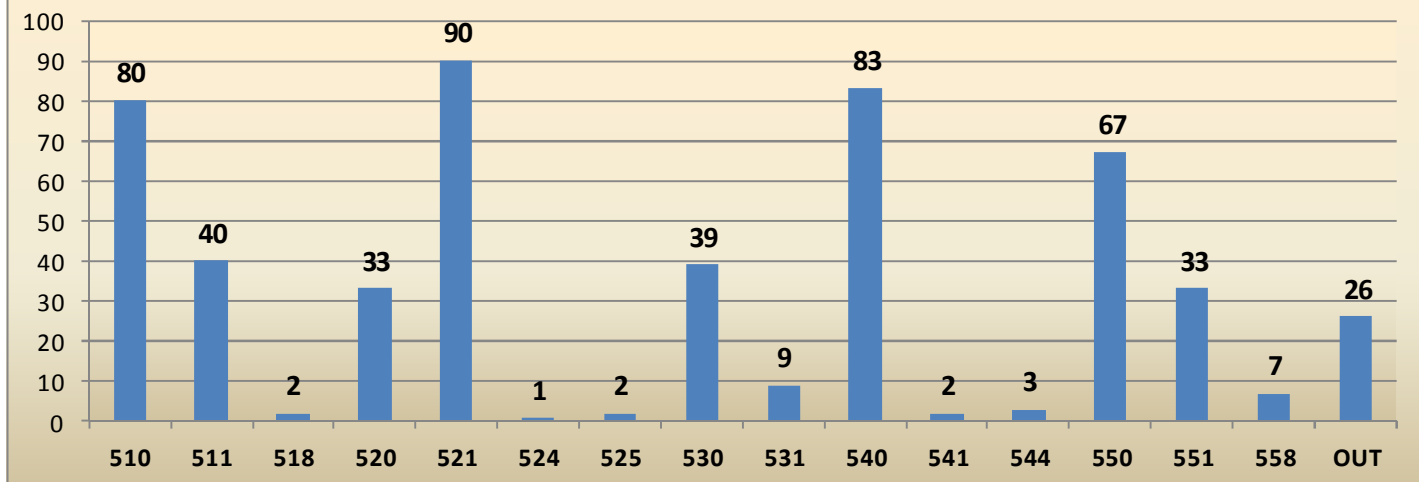
Page 2
District Activity

MARCH 2015

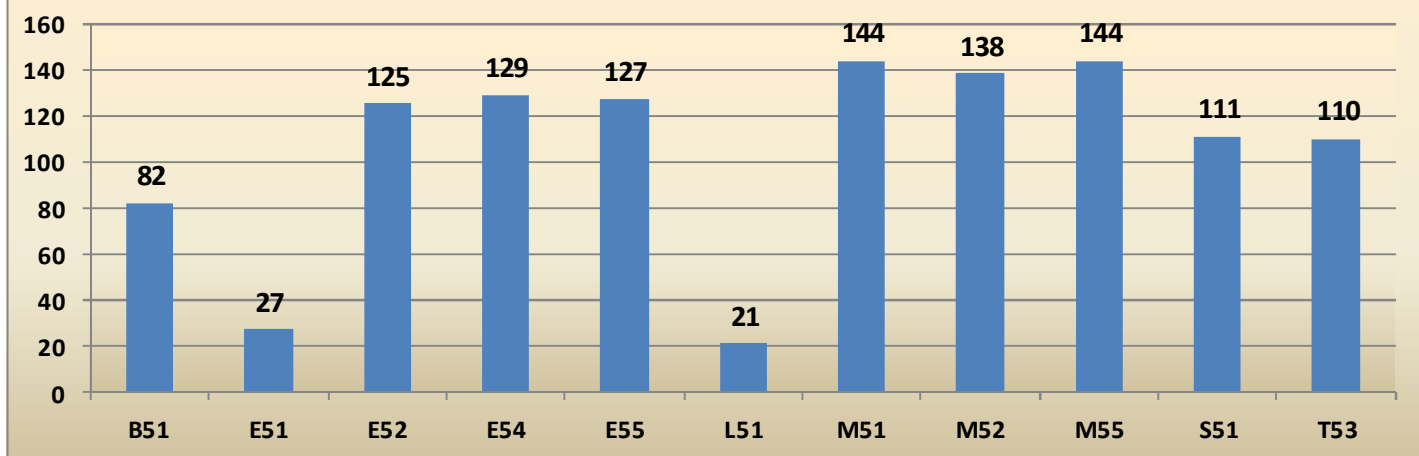
DESCRIPTION	# INCI-DENTS	DESCRIPTION	# INCI-DENTS
Household appliance fire contained	1	Smoke or odor removal	1
Building fire	6	Public service assistance, Other	1
Chimney or flue fire, confined to chimney or flue	1	Assist police or other governmental agency	1
Passenger vehicle fire	4	Assist invalid	15
Outside rubbish, trash or waste fire	1	Cover assignment, standby, moveup	3
Excessive heat, scorch burns with no ignition	2	Good intent call, Other	3
EMS call, excluding vehicle accident with injury	304	Good intent call-Gas Odor Unfounded	1
MEDICAL ALERT ALARM	15	Good intent call-Power Line Down/Arcing Unfounded	2
Motor vehicle accident with injuries	27	Dispatched & cancelled en route	13
Motor vehicle/pedestrian accident (MV Ped)	2	No Incident found on arrival at dispatch address	2
Motor Vehicle Accident with no injuries	5	Authorized controlled burning	2
Extrication of victim(s) from vehicle	1	Smoke scare, odor of smoke	8
Removal of victim(s) from stalled elevator	6	Central station, malicious false alarm	3
Gasoline or other flammable liquid spill	1	System malfunction, Other	1
Gas leak (natural gas or LPG)	4	Smoke detector activation due to malfunction	1
Electrical wiring/equipment problem, Other	1	Alarm system sounded due to malfunction	21
Overheated motor	1	CO detector activation due to bad battery	3
Arcing, shorted electrical equipment	3	CO detector activation due to out of date/old unit	3
Lock-out	6	Smoke detector activation, no fire - unintentional	3
Water or steam leak	4	Alarm system activation, no fire - unintentional	35

MARCH 2015

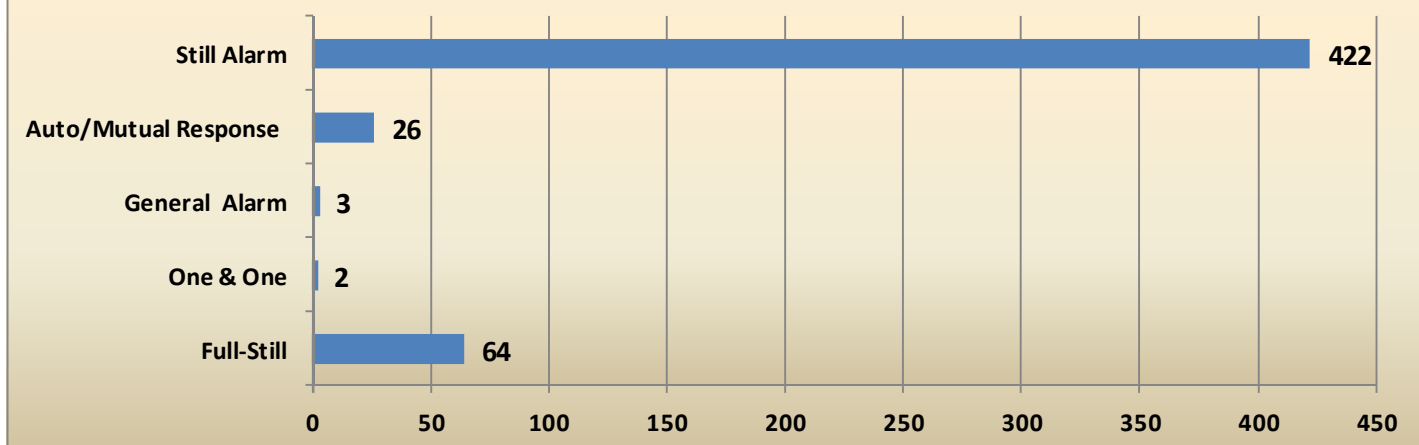
INCIDENTS BY DISTRICT



RESPONSES BY UNIT



TYPE OF ALARM

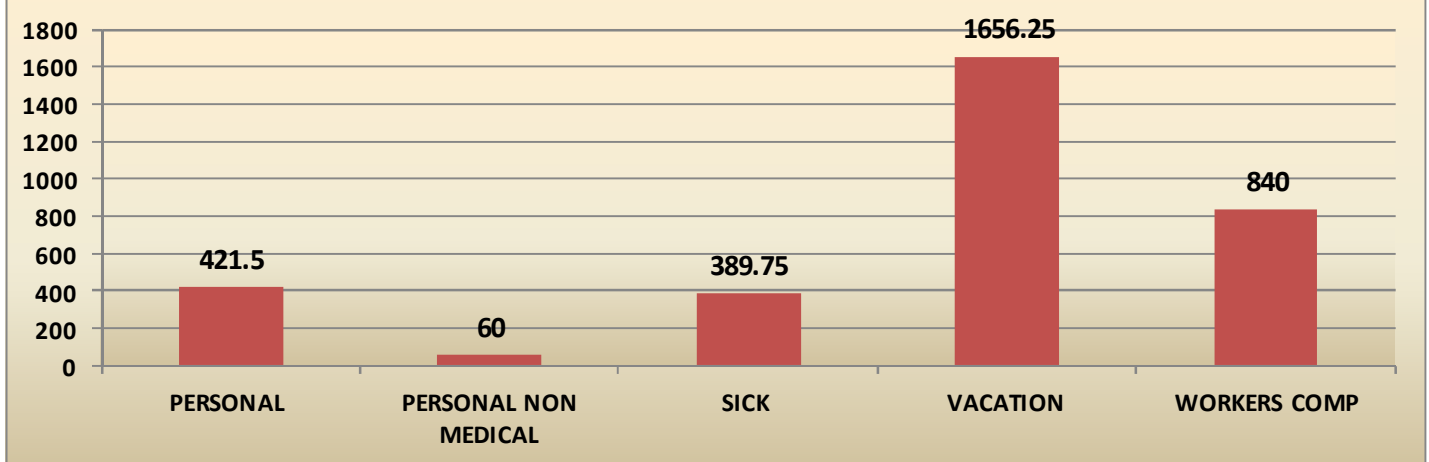


Monthly Report

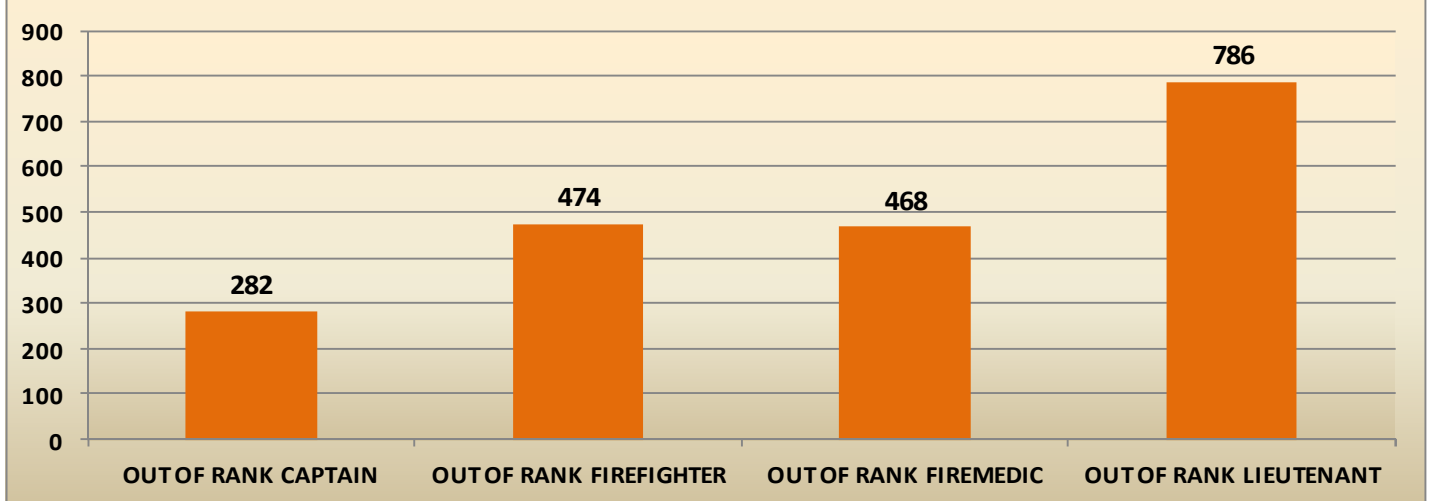
District Activity

MARCH 2015

HOURS BY TYPE OF LEAVE



OUT OF RANK HOURS BY RANK



OVERTIME / PART TIME HOURS

