



Monthly Report

District Activity

SEPTEMBER 2013

Significant Incidents:

Response Information:

Month - 508

Year to date - 4737

Last year:

Month - 497

Year to date - 4374

Property Loss Information

Month: \$5,200

Year to date: \$544,750

Contents Loss Information

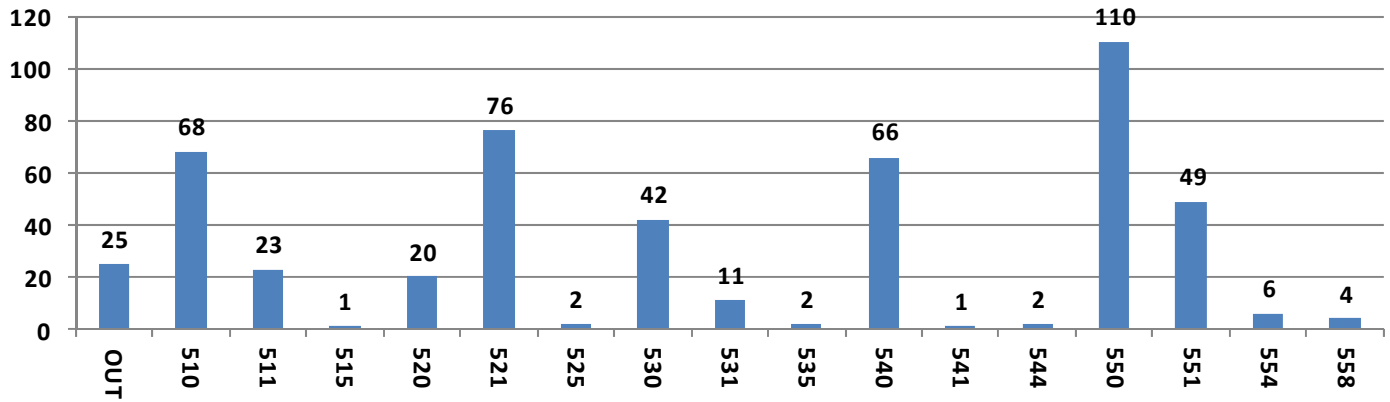
Month: \$6,000.00

Year to date: \$108,550.00

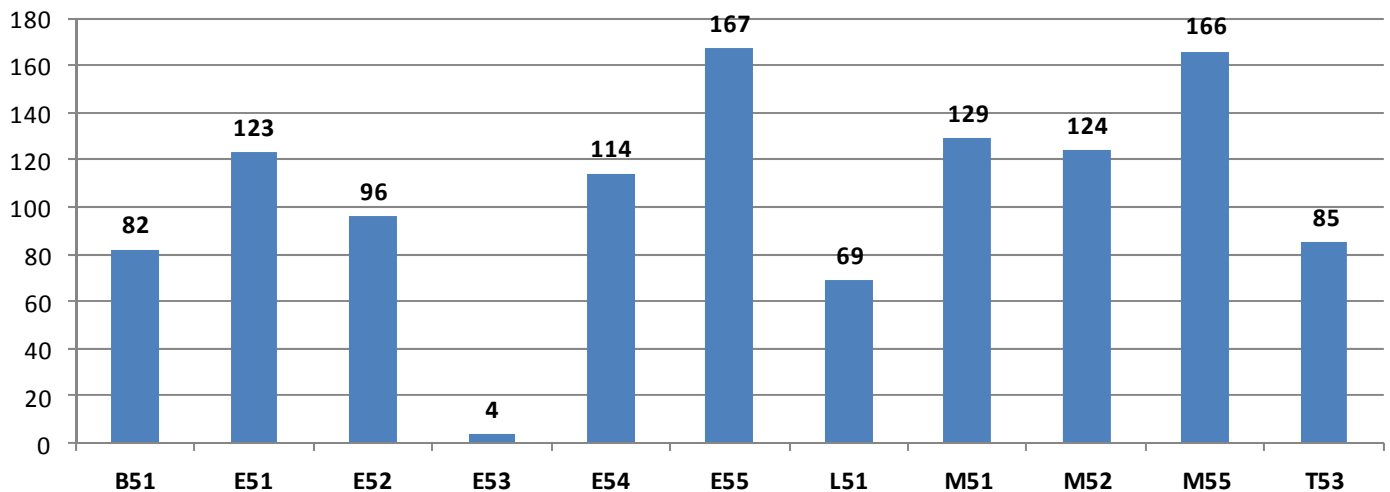
Description	# Incidents
Household appliance fire contained	1
Building fire	3
Aircraft fire	1
Outside rubbish, trash or waste fire	1
Dumpster or other outside trash receptacle fire	2
Overpressure rupture of steam pipe or pipeline	1
EMS call, excluding vehicle accident with injury	307
MEDICAL ALERT ALARM	6
Motor vehicle accident with injuries	25
Motor vehicle/pedestrian accident (MV Ped)	1
Motor Vehicle Accident with no injuries	2
Extrication of victim(s) from vehicle	2
Rescue or EMS standby	4
Gas leak (natural gas or LPG)	1
Carbon monoxide incident	1
Breakdown of light ballast	1
Power line down	2
Arcing, shorted electrical equipment	4
Lock-out	2
Assist invalid	14
Defective elevator, no occupants	3
Unauthorized burning	2
Cover assignment, standby, moveup	2
Good intent call, Other	2
Dispatched & cancelled en route	14
Smoke scare, odor of smoke	5
Steam, vapor, fog or dust thought to be smoke	1
Central station, malicious false alarm	2
System malfunction, Other	1
Sprinkler activation due to malfunction	1
Smoke detector activation due to malfunction	2
Alarm system sounded due to malfunction	33
CO detector activation due to malfunction	6
Sprinkler activation, no fire - unintentional	1
Smoke detector activation, no fire - unintentional	2
Detector activation, no fire - unintentional	1
Alarm system activation, no fire - unintentional	45
Carbon monoxide detector activation, no CO	4

SEPTEMBER 2013

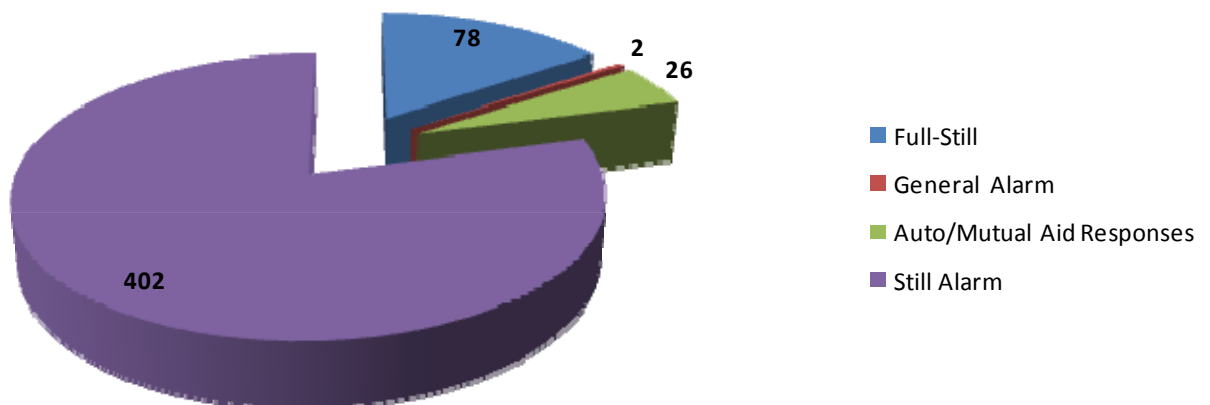
INCIDENTS BY DISTRICT



RESPONSES BY UNIT



TYPE OF ALARM REPORT



SEPTEMBER 2013

