

LISLE-WOODRIDGE FIREFIGHTER'S PENSION FUND

ACCOUNTANT'S COMPILATION REPORT

For the Five Months Ended
May 31, 2016





630.566.8400 // www.sikich.com

1415 W. Diehl Road, Suite 400
Naperville, Illinois 60563

Certified Public Accountants & Advisors
Members of American Institute of Certified Public Accountants

ACCOUNTANT'S COMPILATION REPORT

The Honorable President
Members of the Board of Trustees
Lisle-Woodridge Firefighter's Pension Fund
Lisle, Illinois 60532

Management is responsible for the accompanying statement of fiduciary net position of the Lisle-Woodridge Firefighter's Pension Fund, a pension trust fund of the Lisle-Woodridge Fire Protection District of Lisle, Illinois, as of May 31, 2016 and the related statement of changes in fiduciary net position for the five months ended May 31, 2016. We have performed a compilation engagement in accordance with Statements on Standards for Accounting and Review Services promulgated by the Accounting and Review Services Committee of the AICPA. We did not audit or review the financial statements nor were we required to perform any procedures to verify the accuracy or completeness of the information provided by management. Accordingly, we do not express an opinion, a conclusion, nor provide any form of assurance on these financial statements.

The supplementary information is presented for purposes of additional analysis and is not a required part of the general purpose financial statements. The supplementary information has been compiled from information that is the representation of management. We have not audited or reviewed the supplementary information and, accordingly, do not express an opinion or provide any assurance on such supplementary information.

Management has elected to omit substantially all of the disclosures required by accounting principles generally accepted in the United States of America. If the omitted disclosures were included in the financial statements, they might influence the user's conclusions about the Firefighter's Pension Fund's assets, liabilities, net position, additions and deductions. Accordingly, these financial statements are not designed for those who are not informed about such matters.

A handwritten signature in cursive script that reads 'Sikich LLP'.

Naperville, Illinois
June 16, 2016

GENERAL PURPOSE FINANCIAL STATEMENTS

Lisle-Woodridge Firefighter's Pension Fund

Statement of Fiduciary Net Position

May 31, 2016

ASSETS

Cash and Investments

Demand Deposits	\$ 1,725,285.75
Corporate Bonds	7,826,799.93
US Treasury Notes	4,651,402.86
US Treasury Bonds	1,277,020.14
FNMA Pool	1,284,948.30
FHLMC Pool	1,657,202.06
FCCB BONDS	137,000.00
FNMA Notes	610,326.38
Unrealized Gains (Losses)	480,845.52
Stock Equities	5,536,006.51
Mutual Funds	30,530,615.03

Other Assets

Accrued Interest Receivable	<u>103,255.13</u>
-----------------------------	-------------------

Total Assets 55,820,707.61

LIABILITIES

Due to District

-

NET POSITION HELD FOR PENSION BENEFITS

\$ 55,820,707.61

(See accountant's compilation report.)

Lisle- Woodridge Firefighter's Pension Fund
Statement of Changes in Fiduciary Net Position
For the Five Months Ended May 31, 2016

ADDITIONS

Contributions		
Employer Contributions	\$	544,110.29
Employee Contributions		360,826.77
Total Contributions		904,937.06
Investment Income		
Net Appreciations (Depreciation) in Fair Value of Investments		
Fixed Income Securities		465,474.79
Stock Equity		167,099.77
Mutual Funds		1,061,139.75
Interest		
Demand Deposits		494.17
Fixed Income Securities		242,726.16
Stock Equity		95,060.82
Mutual Funds		158,315.00
Total Investment Income		2,190,310.46
Less Investment Expense		(89,334.48)
Net Investment Income (Loss)		2,100,975.98
Total Additions		3,005,913.04

DEDUCTIONS

Pension Benefits and Refunds		
Pension Benefits		1,770,910.98
Administrative Expenses		
Insurance		14,030.00
Professional Services		15,737.46
Other Expenses		795.00
Total Deductions		1,801,473.44

Net Increase (Decrease) 1,204,439.60

Net Position Held in Trust for Pension Benefits
January 1 54,616,268.01

End of Period \$ 55,820,707.61

(See accountant's compilation report.)

SUPPLEMENTARY INFORMATION

Lisle-Woodridge Firefighter's Pension Fund

Balance Sheet

May 31, 2016

Demand Deposits

0-0-1100.001	PETTY CASH	\$	100.00
0-0-1102.001	CK - MB FINANCIAL #4710000418		74,005.47
0-0-1105.001	UBS-EM22472 CASH		850,506.75
0-0-1105.002	UBS-EM22475 LAZARD		0.96
0-0-1105.003	UBS-EM22478 FMI		0.02
0-0-1105.004	UBS-EM22480 INVESCO		0.30
0-0-1105.005	UBS-EM22487 PACIFIC INCOME		413,709.89
0-0-1105.006	UBS-EM22500 RNC GENTER		48,631.43
0-0-1105.007	UBS-EM22958 MFS		1.30
0-0-1105.008	UBS-EM24449 BRADFORD		250,659.19
0-0-1105.009	UBS-EM24453 HILTON		6,602.28
0-0-1105.010	UBS-EM24456 STONEBRIDGE		62,718.29
0-0-1105.011	UBS-EM24457 LOOMIS SAYLES		0.91
0-0-1105.012	UBS-EM24458 BLACKROCK		0.99
0-0-1105.013	UBS-EM24460 PIONEER INCOME		0.20
0-0-1105.014	UBS-EM24465 WELLS FARGO		439.33
0-0-1105.015	UBS-EM24466 BARCLAYS		16,783.94
0-0-1105.016	UBS-EM24468 INVESCO SP 500		0.74
0-0-1105.017	UBS-EM24469 JPMORGAN		0.87
0-0-1105.018	UBS-EM24478 ISHARES		1,122.89
			<hr/>
	Total Demand Deposits		1,725,285.75

Corporate Bonds

0-0-1151.002	REGIONS FINL CORP #AJ9		50,017.76
0-0-1151.003	FIFTH THIRD BANCORP #AD2		74,247.39
0-0-1151.004	STANLEY BLACK & DECKER #AB7		50,019.10
0-0-1151.005	ARES CAPITAL CORP #AN3		41,859.43
0-0-1151.006	SYNCHRONY FINL #AJ2		39,989.60
0-0-1151.008	RAYMOND JAMES #AB5		60,235.16
0-0-1151.012	AT&T INC #CL4		98,060.00
0-0-1151.014	PNC FUNDING CORP #BL6		92,777.70
0-0-1151.016	PRIVATE EXPT FDG #DV1		110,708.07
0-0-1151.017	FIDELITY NATL #AP1		44,941.05
0-0-1151.019	MEAD JOHNSON NUTRITION #AJ5		45,067.99
0-0-1151.021	STIFEL FINANCIAL #AE2		44,826.30
0-0-1151.022	FIRST HORIZON NATL #AB1		64,842.70
0-0-1151.024	AIR LEASE CORP #AM6		56,317.03
0-0-1151.025	VENTAS REALTY LP #AW5		76,573.94
0-0-1151.026	EL PASO PIPELINE #AE9		105,140.18
0-0-1151.029	AMERICAN TOWER #AA8		53,575.77
0-0-1151.030	TD AMERITRADE #AE8		51,058.85
0-0-1151.031	ABBVIE INC #AP4		39,915.11
0-0-1151.032	DISCOVER FINL #AJ7		46,245.38
0-0-1151.033	REGENCY ENERGY PARTNERS #AG3		62,309.94
0-0-1151.035	DELPHI CORP #AJ4		46,159.42
0-0-1151.036	INTERPUB GROUP #BL3		104,914.24
0-0-1151.037	ESSEX PORTFOLIO LP #AN7		52,456.62
0-0-1151.038	NATIONAL RETAIL PROP #AG1		51,953.53

(This statement is continued on the following pages.)

Lisle-Woodridge Firefighter's Pension Fund

Balance Sheet (Continued)

May 31, 2016

Corporate Bonds (Continued)

0-0-1151.040	BANK OF AMER CORP #FH7	\$	51,031.99
0-0-1151.041	TRINITY INDUSTRIES #AH2		48,591.50
0-0-1151.045	LAZARD GROUP #AG0		46,531.00
0-0-1151.046	CAPITAL ONE FINANCIAL #BJ3		69,925.80
0-0-1151.047	MORGAN STANLEY #7X1		64,900.81
0-0-1151.050	HAWAIIAN AIRLINES #AA5		92,262.74
0-0-1151.052	CBRE SERVICES INC #AD2		49,620.00
0-0-1151.053	CITIGROUP INC #JC6		71,133.01
0-0-1151.054	KILROY REALTY #AK8		52,170.91
0-0-1151.055	VERIZON COMM #CQ5		71,192.75
0-0-1151.057	TIME WARNER CABLE #AJ7		61,484.91
0-0-1151.059	BURLINGTON NTHN SANTA #AW1		51,406.60
0-0-1151.061	GOLDMAN SACHS #AF3		59,610.00
0-0-1151.062	MICROSOFT CORP #BL7		74,841.27
0-0-1151.066	WELLS FARGO & CO #RN3		94,720.32
0-0-1151.067	US BANCORP #AY2		50,074.92
0-0-1151.068	US AIRWAYS #AA1		91,623.98
0-0-1151.069	UNITED AIR #AA6		71,986.90
0-0-1151.070	SPIRIT AIRLS INC #AA6		86,200.00
0-0-1151.072	WYETH #AM2		82,672.00
0-0-1151.074	BUNGE LTD FIN #AV2		79,678.40
0-0-1151.075	WELLS FARGO & CO #FG0		80,116.44
0-0-1151.076	BAFC NTS #DX4		82,023.48
0-0-1151.077	GLAXOSMITHKLINE CAP #AD9		84,162.34
0-0-1151.078	RIO TINTO FIN USA #AC0		85,300.33
0-0-1151.079	DU PONT DE NEMOURS #BW8		85,270.28
0-0-1151.081	RPM INTL INC #AR4		83,772.74
0-0-1151.082	BOEING CAPITAL #AL8		83,338.31
0-0-1151.083	LABORATORY CORP #AR3 -PI		79,910.40
0-0-1151.084	CF INDS INC #AB9		73,790.02
0-0-1151.085	EXELON CORP NTS #AH4		74,985.75
0-0-1151.086	BB&T CORP MED #AU7		74,958.00
0-0-1151.087	CARLISLE COS INC #AE0		81,483.66
0-0-1151.088	PROLOGIS LP #AY7		94,984.80
0-0-1151.089	TEXTRON INC #BT7		69,885.20
0-0-1151.091	GOLDMAN SACHS GROUP #GQ1		78,320.00
0-0-1151.092	OWENS & MINOR #AD4		124,951.78
0-0-1151.093	CITIGROUP INC #FT3		75,703.95
0-0-1151.094	J P MORGAN CHASE #JD3		103,559.51
0-0-1151.095	MICROSOFT CORP #BA1		79,861.60
0-0-1151.097	AMERICAN TOWER #AA8 -PI		80,529.93
0-0-1151.098	ACTAVIS FUNDING #AR2		79,886.40
0-0-1151.099	EASTMAN CHEMICAL #AN0		79,580.80
0-0-1151.100	AGILENT TECHNOLOGIES #AH4		77,403.20
0-0-1151.101	NBCUNIVERSAL MEDIA #AH3		75,871.20
0-0-1151.102	GATX CORP #AQ6		66,802.78
0-0-1151.104	FIDELITY NATL #AK2		67,798.50
0-0-1151.105	STARBUCKS CORP #AD1		74,682.75
0-0-1151.106	MOSAIC CO #AC7		75,212.99

(This statement is continued on the following pages.)

Lisle-Woodridge Firefighter's Pension Fund

Balance Sheet (Continued)

May 31, 2016

Corporate Bonds (Continued)

0-0-1151.107	STATOIL ASA #AK8	\$	54,891.10
0-0-1151.108	FMC CORP NTS #AS4		74,880.00
0-0-1151.109	HOME DEPOT #BC5		74,610.75
0-0-1151.110	SIGNET UK FIN #AA1		74,699.25
0-0-1151.111	MONSANTO CO #AU5		72,874.50
0-0-1151.112	TYCO ELECTRONICS #AR8		74,710.50
0-0-1151.113	CADENCE DESIGN SYS #AL2		64,749.10
0-0-1151.115	ZIMMER HOLDINGS #AF9		79,812.00
0-0-1151.116	FISERV INC #AP3		74,949.75
0-0-1151.117	CVS CAREMARK CORP #CL2		61,376.28
0-0-1151.118	COCA COLA BOT #AK8 -PI		69,982.50
0-0-1151.119	WORTHINGTON INDUSTRIES #AE2		64,862.85
0-0-1151.120	AMER AIRLN 15-2 #AB2		80,000.00
0-0-1151.122	PARKER HANNIFIN #AM7		79,914.40
0-0-1151.124	DUKE ENERGY CAROLINAS #AE4		89,630.30
0-0-1151.125	STANLEY BLACK & DECKER #AA9		78,857.60
0-0-1151.126	GRAINGER W W INC #AB0		74,939.25
0-0-1151.127	BLACK HILLS #AK5		49,938.50
0-0-1151.128	ANHEUSER BUSCH #AN6		85,856.45
0-0-1151.129	HOME DEPOT #BL5		54,804.20
0-0-1151.133	PHILLIPS 66 #AB4		46,984.55
0-0-1151.135	EXXON MOBIL #AT9		50,000.00
0-0-1151.140	BERKSHIRE HATHAWAY #BS6		40,004.88
0-0-1151.141	TOTAL SYS SERVICES #AD1		54,876.80
0-0-1151.142	HOLLYFRONTIER #AA6		49,662.18
0-0-1151.143	E TRADE #BL7		47,756.25
0-0-1151.144	AVNET #AS2		22,894.28
0-0-1151.145	SYSCO #BD8		50,072.20
0-0-1151.146	OMNICOM GROUP #AA0		44,958.15
0-0-1151.147	HANOVER INS. #AF2		114,732.05
0-0-1151.148	TRI-STATE #AH1		42,005.27
0-0-1151.149	ONEOK PARTNERS #AL7		44,850.85
0-0-1151.150	EQUIFAX #AK1		69,966.40
0-0-1151.151	BK OF NY MELLON #AB9		79,962.40
0-0-1151.152	BRIXMOR OPERATING PART #AA1		44,279.08
0-0-1151.153	GENL MOTORS FINL #BK1		44,884.35
0-0-1151.154	CHEVRON CORP #BG4		65,000.00
0-0-1151.155	WW GRAINGER INC #AC8		34,762.70
0-0-1151.156	SOUTHERN CO NTS #CU9		54,953.25
0-0-1151.157	CVS HEALTH CORP #CT5		54,846.55
0-0-1151.158	COLUMBIA PIPELINE #AF6		47,562.75
0-0-1151.159	ENABLE MIDSTREAM PARTNER #AH3		25,426.50
	Total Corporate Bonds		<u>7,826,799.93</u>

US Treasury Notes

0-0-1252.006	US TREASURY NOTE #SD3		285,015.37
0-0-1252.007	US TREASURY NOTE #UN8		765,605.50
0-0-1252.015	US TREASURY NOTE #P46		157,132.34

(This statement is continued on the following pages.)

Lisle-Woodridge Firefighter's Pension Fund

Balance Sheet (Continued)

May 31, 2016

US Treasury Notes (Continued)

0-0-1252.019	US TREASURY NOTE #NT3	\$ 15,805.13
0-0-1252.020	US TREASURY NOTE #P46 - PI	653,874.54
0-0-1252.024	US TREASURY NOTE #Q94	2,109,279.21
0-0-1252.025	US TREASURY NOTE #Q78	65,483.09
0-0-1252.026	US TREASURY NOTE #R44	579,438.52
0-0-1252.027	US TREASURY NOTE #R36	19,769.16

Total US Treasury Notes 4,651,402.86

US Treasury Bonds

0-0-1255.001	US TREASURY BOND #PW2	583,945.24
0-0-1255.003	US TREASURY BOND #QD3	207,417.07
0-0-1255.004	US TREASURY BOND #QS0	36,120.33
0-0-1255.005	US TREASURY BOND #RP5	449,537.50

Total US Treasury Bonds 1,277,020.14

FNMA Pool

0-0-1262.001	FNMA PL MA2310 #R81	227,400.81
0-0-1262.002	FNMA PL 753098 #UX5	22,475.39
0-0-1262.003	FNMA PL 725946 #P79	63,665.67
0-0-1262.004	FNMA PL 799519 #G45	3,671.01
0-0-1262.005	FNMA PL 799695 #NL9	18,196.47
0-0-1262.006	FNMA PL 797665 #FE9	12,726.16
0-0-1262.007	FNMA PL 844386 #CX5	965.73
0-0-1262.008	FNMA PL 865200 #GH6	1,539.91
0-0-1262.009	FNMA PL 831541 #ZE9	10,145.87
0-0-1262.010	FNMA PL 891601 #RW2	4,236.99
0-0-1262.011	FNMA PL 892239 #HQ4	5,901.66
0-0-1262.012	FNMA PL 893427 #SQ7	3,564.10
0-0-1262.013	FNMA PL 896535 #BC8	3,796.20
0-0-1262.014	FNMA PL 900883 #2Q8	20,098.55
0-0-1262.015	FNMA PL 937289 #XS0	9,147.87
0-0-1262.016	FNMA PL 940525 #LE9	978.71
0-0-1262.017	FNMA PL 949244 #BM8	3,834.60
0-0-1262.018	FNMA PL 966555 #H83	2,229.07
0-0-1262.019	FNMA PL 968585 #RE2	4,116.90
0-0-1262.020	FNMA PL 929301 #NS3	21,615.79
0-0-1262.021	FNMA PL 983077 #CN5	12,297.90
0-0-1262.022	FNMA PL 889409 #DN1	1,171.77
0-0-1262.023	FNMA PL 930871 #FL0	39,358.23
0-0-1262.024	FNMA PL AB9754 #ZU3	149,314.07
0-0-1262.025	FNMA PL AB9763 #Z58	79,021.82
0-0-1262.026	FNMA PL AB9774 #2G0	163,283.34
0-0-1262.027	FNMA PL AS2764 #CA9	276,185.07
0-0-1262.028	FNMA PL AY3728 #EA4	124,008.64

Total FNMA Pool 1,284,948.30

(This statement is continued on the following pages.)

Lisle-Woodridge Firefighter's Pension Fund

Balance Sheet (Continued)

May 31, 2016

FHLMC Pool

0-0-1263.001	FHLMC PL C91820 #AV3	\$	84,743.02
0-0-1263.002	FHLMC PL C91816 #AR2		166,315.40
0-0-1263.003	FHLMC PL A13570 #6F1		30,205.37
0-0-1263.004	FHLMC PL A23557 #5S9		186,986.54
0-0-1263.005	FHLMC PL G08008 #AJ9		1,404.24
0-0-1263.006	FHLMC PL A38978 #6P0		6,885.84
0-0-1263.007	FHLMC PL G08087 #CZ1		20,266.02
0-0-1263.008	FHLMC PL A51101 #GJ8		2,977.55
0-0-1263.009	FHLMC PL A54908 #NZ5		44,602.56
0-0-1263.010	FHLMC PL A54224 #VR6		861.18
0-0-1263.011	FHLMC PL A53752 #EZ7		101,274.49
0-0-1263.012	FHLMC PL A62706 #AF7		9,267.22
0-0-1263.013	FHLMC PL A64158 #TP2		4,005.01
0-0-1263.014	FHLMC PL A67491 #KC2		4,608.19
0-0-1263.015	FHLMC PL A69472 #QZ6		11,120.09
0-0-1263.016	FHLMC PL A75230 #Y33		12,067.62
0-0-1263.017	FHLMC PL G04176 #6M7		9,748.80
0-0-1263.018	FHLMC PL A77977 #2J6		5,534.19
0-0-1263.019	FHLMC PL G04816 #VH8		28,366.33
0-0-1263.020	FHLMC PL G05507 #NY8		19,543.86
0-0-1263.021	FHLMC PL G05518 #PB6		21,018.77
0-0-1263.022	FHLMC PL C09032 #A91		76,128.33
0-0-1263.023	FHLMC PL G08542 #S84		157,418.38
0-0-1263.024	FHLMC PL Q30081 #CT8		158,438.91
0-0-1263.025	FHLMC PL G08601 #U32		212,963.87
0-0-1263.026	FHLMC PL G08632 #V23		144,916.45
0-0-1263.027	FHLMC PL G08670 #W89		135,533.83

Total FHLMC Pool 1,657,202.06

FFCB Bonds

0-0-1284.001	FFCB # 2K2		<u>137,000.00</u>
	Total FFCB Bonds		<u>137,000.00</u>

FNMA Notes

0-0-1287.002	FNMA NOTE #RC5		171,194.26
0-0-1287.004	FNMA NOTE #E33		240,790.92
0-0-1287.005	FNMA NOTE #G72		<u>198,341.20</u>
	Total FNMA Notes		<u>610,326.38</u>

Unrealized Gains (Losses)

0-0-1300.001	UNREALIZED GAINS (LOSSES)		<u>480,845.52</u>
	Total Unrealized Gains (Losses)		<u>480,845.52</u>

(This statement is continued on the following page.)

Lisle-Woodridge Firefighter's Pension Fund

Balance Sheet (Continued)

May 31, 2016

Stock Equities

0-0-1450.001	UBS - RNC GENTER	\$ 2,267,794.18
0-0-1450.002	UBS - CHILTON	1,553,816.90
0-0-1450.003	UBS - STONEBRIDGE	<u>1,714,395.43</u>
	Total Stock Equities	<u>5,536,006.51</u>

Mutual Funds

0-0-1550.001	LAZARD EMERGING MKTS	1,912,662.08
0-0-1550.002	FMI COMMON STOCK	2,451,195.52
0-0-1550.003	INVESCO INTL GROWTH	3,022,153.17
0-0-1550.004	MFS INTL VALUE	2,758,620.89
0-0-1550.005	LOOMIS SAYLES GROWTH	2,247,736.62
0-0-1550.006	BLACKROCK STRATEGIC INC	2,885,594.28
0-0-1550.007	PIONEER STRATEGIC INC	2,475,001.06
0-0-1550.008	WELLS FARGO ABS RETURN	3,588,563.07
0-0-1550.009	SPDR BARCLAYS	1,517,868.30
0-0-1550.010	INVESCO S&P 500	2,739,149.59
0-0-1550.011	JP MORGAN FDS UNDIS MGRS BEHAV	2,272,972.58
0-0-1550.012	UNDISCOVERED MG BH VL SL	331,749.11
0-0-1550.013	ISHARES CORE EMERG MKTS	<u>2,327,348.76</u>
	Total Mutual Funds	<u>30,530,615.03</u>

Other Assets

0-0-1900.000	ACCRUED INTEREST RECEIVABLE	<u>103,255.13</u>
	Total Other Assets	<u>103,255.13</u>

TOTAL ASSETS

\$ 55,820,707.61

LIABILITIES

0-0-2120.000	DUE TO DISTRICT	<u>\$ -</u>
	Total Liabilities	<u>\$ -</u>

Fund Balance

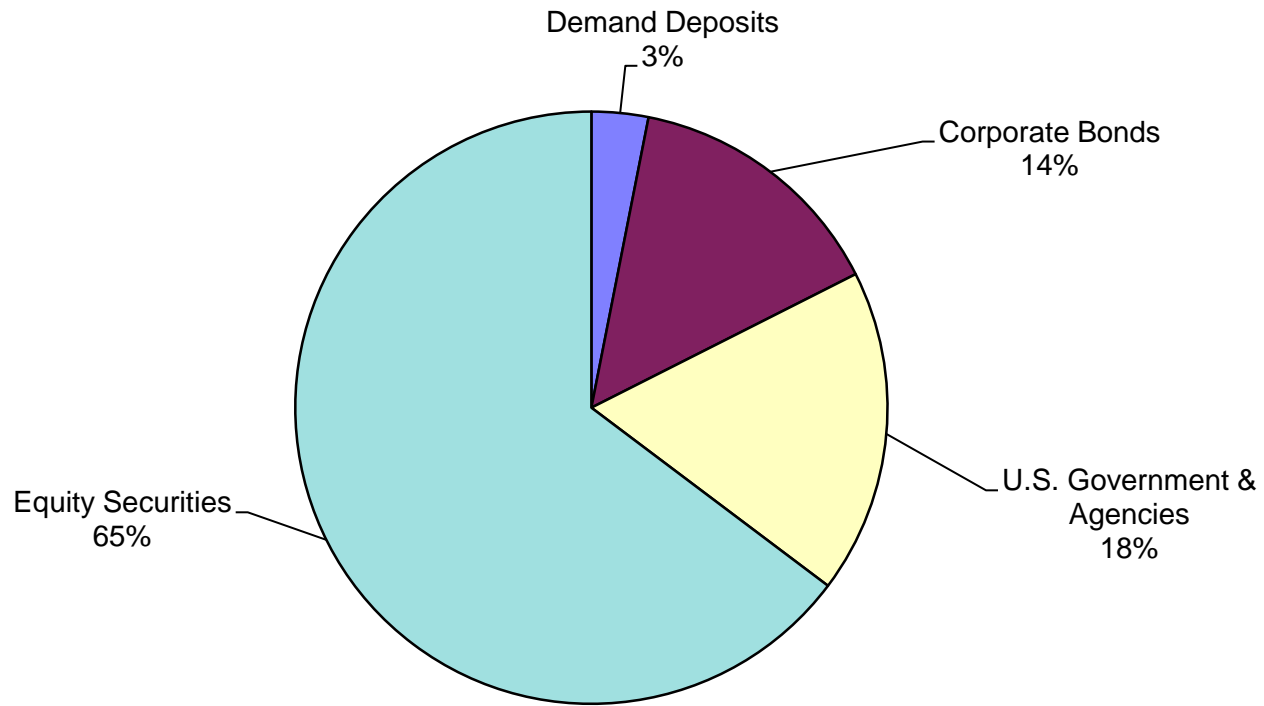
0-0-3000.001	FUND BALANCE	<u>55,820,707.61</u>
--------------	--------------	----------------------

TOTAL LIABILITIES AND FUND BALANCE

\$ 55,820,707.61

(See accountant's compilation report.)

**Lisle-Woodridge Firefighter's Pension Fund
Cash and Investments
May 31, 2016**



(See accountant's compilation report.)

Lisle-Woodridge Firefighters's Pension Fund
 Revenue Report
 For the Five Months Ended May 31, 2016

		<u>Current Month</u>	<u>Year to Date</u>
Revenues			
Employer and Member Contributions			
Employer Contributions			
0-0-4000.000	CURRENT TAX	\$ 544,110.29	\$ 544,110.29
	Total Employer Contributions	<u>544,110.29</u>	<u>544,110.29</u>
Employee Contributions			
0-0-4050.000	CONTRIBUTIONS CURRENT YEAR	68,464.13	360,826.77
	Total Employee Contributions	<u>68,464.13</u>	<u>360,826.77</u>
	Total Employer and Employee Contributions	<u>612,574.42</u>	<u>904,937.06</u>
Income Cash and Investments			
Interest Demand Deposits			
0-0-4105.001	UBS-EM22472 CASH	60.56	467.86
0-0-4105.005	UBS-EM22487 PACIFIC INCOME	1.92	7.39
0-0-4105.006	UBS-EM22500 RNC GENTER	0.50	2.92
0-0-4105-007	UBS-EM22958 MFS	0.39	0.39
0-0-4105.008	UBS-EM24449 BRADFORD	1.76	10.46
0-0-4105.009	UBS-EM24453 CHILTON	0.01	0.26
0-0-4105.010	UBS-EM24456 STONEBRIDGE	0.56	2.53
0-0-4105.011	UBS-EM24457 LOOMIS SAYLES	0.16	0.16
0-0-4105.015	UBS-EM24466 BARCLAYS	0.04	1.25
0-0-4105.017	UBS-EM24469 JPMORGAN	0.33	0.33
0-0-4105.018	UBS-EM24478 ISHARES	-	0.62
	Total Interest Demand Deposits	<u>66.23</u>	<u>494.17</u>
Income Fixed Income Securities			
Income Corporate Bonds			
0-0-4151.001	AETNA INC #AL2	-	138.33
0-0-4151.002	REGIONS FINL CORP #AJ9	500.00	500.00
0-0-4151.004	STANLEY BLACK & DECKER #AB7	612.75	612.75
0-0-4151.005	ARES CAPITAL CORP #AN3	975.00	975.00
0-0-4151.007	PROSPECT CAPITAL #AN2	327.78	1,613.89
0-0-4151.008	RAYMOND JAMES #AB5	-	2,150.00
0-0-4151.009	LABORATORY CORP #AR3	-	645.31
0-0-4151.010	LAM RESEARCH #AM0	-	928.51
0-0-4151.011	ABBVIE INC #AT6	372.92	372.92
0-0-4151.013	GENL MOTORS FINL #AY2	-	977.78
0-0-4151.014	PNC FUNDING CORP #BL6	-	1,859.38
0-0-4151.015	GILEAD SCIENCES #BB8	-	248.63
0-0-4151.016	PRIVATE EXPT FDG #DV1	-	1,276.50
0-0-4151.017	FIDELITY NATL #AP1	-	792.97
0-0-4151.018	DOMINION GAS #AK1	1,029.00	1,029.00
0-0-4151.019	MEAD JOHNSON NUTRITION #AJ5	720.00	720.00
0-0-4151.020	INTERCONTINENTALEXCHANGE #AC8	-	381.94
0-0-4151.021	STIFEL FINANCIAL #AE2	-	290.20
0-0-4151.023	AUTONATION INC #AL6	-	730.96
0-0-4151.024	AIR LEASE CORP #AM6	-	1,065.63
0-0-4151.026	EL PASO PIPELINE #AE9	-	2,144.44
0-0-4151.027	APPLE INC #AY6	-	1,325.53
0-0-4151.028	WYNDHAM WORLDWIDE #AJ7	-	1,115.62
0-0-4151.029	AMERICAN TOWER #AA8	-	1,175.00
0-0-4151.030	TD AMERITRADE #AE8	-	737.50
0-0-4151.031	ABBVIE INC #AP4	1,036.06	1,036.06
0-0-4151.032	DISCOVER FINL #AJ7	866.25	866.25
0-0-4151.033	REGENCY ENERGY PARTNERS #AG3	-	1,650.00
0-0-4151.034	KOHL'S CORP #AT1	-	87.73

(This statement is continued on the following pages.)

Lisle-Woodridge Firefighters's Pension Fund
 Revenue Report
 For the Five Months Ended May 31, 2016

	<u>Current Month</u>	<u>Year to Date</u>
Income Fixed Income Securities (Continued)		
Income Corporate Bonds (Continued)		
0-0-4151.035	\$ -	\$ 933.75
0-0-4151.036	-	1,810.67
0-0-4151.037	968.75	968.75
0-0-4151.039	-	1,008.33
0-0-4151.040	-	1,390.67
0-0-4151.041	-	1,137.50
0-0-4151.042	-	1,208.67
0-0-4151.043	-	166.99
0-0-4151.044	299.45	1,308.62
0-0-4151.045	-	937.50
0-0-4151.046	-	1,470.00
0-0-4151.047	1,500.00	1,500.00
0-0-4151.048	-	879.28
0-0-4151.049	-	288.17
0-0-4151.050	-	1,821.38
0-0-4151.051	-	675.00
0-0-4151.052	-	1,340.63
0-0-4151.052	1,505.00	1,505.00
0-0-4151.054	-	1,062.50
0-0-4151.055	2,244.00	2,244.00
0-0-4151.056	-	650.17
0-0-4151.057	1,637.50	1,637.50
0-0-4151.058	-	1,430.73
0-0-4151.059	-	1,037.50
0-0-4151.060	-	862.98
0-0-4151.061	1,545.00	1,545.00
0-0-4151.062	1,668.75	1,668.75
0-0-4151.063	1,945.38	1,423.10
0-0-4151.064	-	347.44
0-0-4151.065	1,004.06	1,820.73
0-0-4151.067	-	370.14
0-0-4151.068	1,786.62	1,786.61
0-0-4151.069	-	1,455.42
0-0-4151.070	-	2,252.72
0-0-4151.071	-	2,000.00
0-0-4151.072	-	2,180.00
0-0-4151.075	-	600.00
0-0-4151.076	2,260.00	2,260.00
0-0-4151.077	2,260.00	2,260.00
0-0-4151.078	-	2,600.00
0-0-4151.079	-	2,300.00
0-0-4151.080	-	674.48
0-0-4151.081	-	2,450.00
0-0-4151.082	-	1,880.00
0-0-4151.083	-	1,050.00
0-0-4151.084	2,315.63	2,315.63
0-0-4151.088	-	1,591.25
0-0-4151.089	-	1,277.50
0-0-4151.090	-	2,934.39
0-0-4151.091	-	2,100.00
0-0-4151.092	-	1,550.00
0-0-4151.093	-	1,687.50
0-0-4151.094	-	2,250.00
0-0-4151.095	-	950.00
0-0-4151.096	-	1,545.73
0-0-4151.097	-	1,880.00
0-0-4151.098	-	1,380.00
0-0-4151.099	-	1,440.00
0-0-4151.100	-	1,280.00

(This statement is continued on the following pages.)

Lisle-Woodridge Firefighters's Pension Fund
 Revenue Report
 For the Five Months Ended May 31, 2016

		<u>Current Month</u>	<u>Year to Date</u>
Income Fixed Income Securities (Continued)			
Income Corporate Bonds (Continued)			
0-0-4151.101	NBCUNIVERSAL MEDIA #AH3	\$ -	\$ 1,150.00
0-0-4151.102	GATX CORP #AQ6	-	1,267.50
0-0-4151.103	CONTINENTAL RESOURCES #AL5	-	1,955.00
0-0-4151.104	FIDELITY NATL #AK2	-	1,312.50
0-0-4151.105	STARBUCKS CORP #AD1	-	1,443.75
0-0-4151.106	MOSAIC CO #AC7	1,593.75	1,593.75
0-0-4151.107	STATOIL ASA #AK8	-	728.75
0-0-4151.108	FMC CORP NTS #AS4	-	1,537.50
0-0-4151.109	HOME DEPOT #BC5	-	1,406.25
0-0-4151.111	MONSANTO CO #AU5	-	1,265.63
0-0-4151.112	TYCO ELECTRONICS #AR8	-	1,293.75
0-0-4151.113	CADENCE DESIGN SYS #AL2	-	1,421.88
0-0-4151.114	METHANEX CORP #AK4	-	1,303.33
0-0-4151.115	ZIMMER HOLDINGS #AF9	-	1,420.00
0-0-4151.117	CVS CAREMARK CORP #CL2	802.81	2,159.06
0-0-4151.118	COLA BOT #AK8-PI	1,330.00	1,330.00
0-0-4151.119	WORTHINGTON INDUSTRIES #AE2	-	1,478.75
0-0-4151.120	AMER AIRLN 15-2 #AB2	-	1,424.00
0-0-4151.121	VERIZON GLOBAL #AM8	-	1,853.55
0-0-4151.122	PARKER HANNIFIN #AM7	1,680.00	1,680.00
0-0-4151.123	ANADARKO PETROLEUM #AY3	-	2,300.50
0-0-4151.124	DUKE ENERGY CAROLINAS #AE4	-	2,420.00
0-0-4151.125	STANLEY BLACK & DECKER #AA9	-	2,080.00
0-0-4151.128	ANHEUSER BUSCH #AN6	-	(27.22)
0-0-4151.130	GENERAL MOTORS #AK6	-	231.00
0-0-4151.131	APPLE INC #BX7	180.83	390.73
0-0-4151.132	ELECTRONIC ARTS #AC3	322.72	322.72
0-0-4151.133	PHILLIPS 66 #AB4	-	(64.08)
0-0-4151.134	HUBBEL INC #AG7	463.42	463.42
0-0-4151.135	EXXON MOBIL #AT9	-	20.29
0-0-4151.136	SUNTRUST #BK8	-	156.44
0-0-4151.137	OREILLY AUTO #AE7	-	169.61
0-0-4151.138	EOG RESOURCES #AG6	-	22.77
0-0-4151.139	EOG RESOURCES #AK7	-	40.84
0-0-4151.143	E TRADE #BL7	1,209.38	342.66
0-0-4151.144	AVNET #AS2	141.32	141.32
0-0-4151.148	TRI-STATE #AH1	940.00	940.00
		<hr/>	<hr/>
	Total Income Corporate Bonds	38,044.13	152,806.46
Income US Treasury Notes			
0-0-4252.001	US TREASURY NOTE #M72	-	2,733.77
0-0-4252.002	US TREASURY NOTE #N22	-	879.10
0-0-4252.003	US TREASURY NOTE #M98	-	1,122.40
0-0-4252.004	US TREASURY NOTE #M56	-	528.56
0-0-4252.005	US TREASURY NOTE #UJ7	-	260.58
0-0-4252.006	US TREASURY NOTE #SD3	-	3,330.01
0-0-4252.007	US TREASURY NOTE #UN8	-	6,101.63
0-0-4252.008	US TREASURY NOTE #N30	-	163.46
0-0-4252.010	US TREASURY NOTE #N48	-	107.75
0-0-4252.011	US TREASURY NOTE #N63	-	598.97
0-0-4252.012	US TREASURY NOTE #P20	-	1,205.57
0-0-4252.013	US TREASURY NOTE #N89	-	241.22
0-0-4252.014	US TREASURY NOTE #UR9	-	1,705.23
0-0-4252.015	US TREASURY NOTE #P46	380.80	491.51
0-0-4252.016	US TREASURY NOTE #P53	-	502.02
0-0-4252.017	US TREASURY NOTE #P87	-	441.90
0-0-4252.018	US TREASURY NOTE #P79	-	95.67
0-0-4252.019	US TREASURY NOTE #NT3	408.89	231.13

(This statement is continued on the following pages.)

Lisle-Woodridge Firefighters's Pension Fund
 Revenue Report
 For the Five Months Ended May 31, 2016

		<u>Current Month</u>	<u>Year to Date</u>
Income Fixed Income Securities (Continued)			
Income US Treasury Notes			
0-0-4252.020	US TREASURY NOTE #P46 - PI	\$ -	\$ (429.91)
0-0-4252.021	US TREASURY NOTE #Q37	26.64	117.14
0-0-4252.022	US TREASURY NOTE #Q45	2,113.86	2,113.86
0-0-4252.023	US TREASURY NOTE #P95	1,044.29	1,044.29
Total Income US Treasury Notes		<u>3,974.48</u>	<u>23,585.86</u>
Income US Treasury Bonds			
0-0-4255.001	US TREASURY BOND #PW2	-	10,651.45
0-0-4255.002	US TREASURY BOND #RNO	-	8,183.07
0-0-4255.003	US TREASURY BOND #QD3	4,703.13	4,703.13
0-0-4255.004	US TREASURY BOND #QS0	-	656.25
0-0-4255.005	US TREASURY BOND #RP5	588.63	1,272.36
Total Income US Treasury Bonds		<u>5,291.76</u>	<u>25,466.26</u>
Income FNMA Pool			
0-0-4262.001	FNMA PL MA2310 #R81	713.55	3,617.18
0-0-4262.002	FNMA PL 753098 #UX5	109.89	553.09
0-0-4262.003	FNMA PL 725946 #P79	294.96	1,539.85
0-0-4262.004	FNMA PL 799519 #G45	16.78	84.34
0-0-4262.005	FNMA PL 799695 #NL9	88.89	446.55
0-0-4262.006	FNMA PL 797665 #FE9	63.22	317.59
0-0-4262.007	FNMA PL 844386 #CX5	4.86	24.44
0-0-4262.008	FNMA PL 865200 #GH6	7.14	35.88
0-0-4262.009	FNMA PL 831541 #ZE9	53.21	273.23
0-0-4262.010	FNMA PL 891601 #RW2	21.52	112.20
0-0-4262.011	FNMA PL 892239 #HQ4	31.95	160.35
0-0-4262.012	FNMA PL 893427 #SQ7	17.86	89.75
0-0-4262.013	FNMA PL 896535 #BC8	22.16	137.86
0-0-4262.014	FNMA PL 900883 #2Q8	101.84	511.22
0-0-4262.015	FNMA PL 937289 #XS0	47.10	251.48
0-0-4262.016	FNMA PL 940525 #LE9	5.17	26.62
0-0-4262.017	FNMA PL 949244 #BM8	21.17	112.31
0-0-4262.018	FNMA PL 966555 #H83	11.76	59.00
0-0-4262.019	FNMA PL 968585 #RE2	20.69	140.66
0-0-4262.020	FNMA PL 929301 #NS3	87.47	458.91
0-0-4262.021	FNMA PL 983077 #CN5	48.92	255.57
0-0-4262.022	FNMA PL 889409 #DN1	5.85	30.50
0-0-4262.023	FNMA PL 930871 #FL0	159.84	854.24
0-0-4262.024	FNMA PL AB9754 #ZU3	448.11	2,282.66
0-0-4262.025	FNMA PL AB9763 #Z58	235.10	1,202.93
0-0-4262.026	FNMA PL AB9774 #2G0	489.20	2,508.28
0-0-4262.027	FNMA PL AS2764 #CA9	882.81	4,577.89
0-0-4262.028	FNMA PL AY3728 #EA4	320.33	1,648.72
Total Income FNMA Pool		<u>4,331.35</u>	<u>22,313.30</u>
Income FHLMC Pool			
0-0-4263.001	FHLMC PL C91820 #AV3	235.93	1,212.40
0-0-4263.002	FHLMC PL C91816 #AR2	461.70	2,350.76
0-0-4263.003	FHLMC PL A13570 #6F1	147.56	741.83
0-0-4263.004	FHLMC PL A23557 #5S9	977.46	4,923.08
0-0-4263.005	FHLMC PL G08008 #AJ9	7.59	38.73
0-0-4263.006	FHLMC PL A38978 #6P0	33.68	169.73
0-0-4263.007	FHLMC PL G08087 #CZ1	101.24	520.00
0-0-4263.008	FHLMC PL A51101 #GJ8	14.80	74.37
0-0-4263.009	FHLMC PL A54908 #NZ5	235.38	1,181.37
0-0-4263.010	FHLMC PL A54224 #VR6	4.29	21.54
0-0-4263.011	FHLMC PL A53752 #EZ7	472.11	2,371.66
0-0-4263.012	FHLMC PL A62706 #AF7	48.04	266.79

(This statement is continued on the following pages.)

Lisle-Woodridge Firefighters's Pension Fund
 Revenue Report
 For the Five Months Ended May 31, 2016

		<u>Current Month</u>	<u>Year to Date</u>
Income Fixed Income Securities (Continued)			
Income FHLMC Pool (Continued)			
0-0-4263.013	FHLMC PL A64158 #TP2	\$ 20.06	\$ 108.04
0-0-4263.014	FHLMC PL A67491 #KC2	24.46	129.66
0-0-4263.015	FHLMC PL A69472 #QZ6	54.32	272.54
0-0-4263.016	FHLMC PL A75230 #Y33	48.99	248.10
0-0-4263.017	FHLMC PL G04176 #6M7	45.70	237.02
0-0-4263.018	FHLMC PL A77977 #2J6	29.20	146.54
0-0-4263.019	FHLMC PL G04816 #VH8	114.81	602.07
0-0-4263.020	FHLMC PL G05507 #NY8	78.93	417.90
0-0-4263.021	FHLMC PL G05518 #PB6	84.66	446.64
0-0-4263.022	FHLMC PL C09032 #A91	227.50	1,154.79
0-0-4263.023	FHLMC PL G08542 #S84	501.29	2,604.34
0-0-4263.024	FHLMC PL Q30081 #CT8	448.87	2,255.92
0-0-4263.025	FHLMC PL G08601 #U32	675.61	3,523.00
0-0-4263.026	FHLMC PL G08632 #V23	417.93	2,146.02
0-0-4263.027	FHLMC PL G08670 #W89	341.24	1,729.68
0-0-4263.028	FHLMC #657	128.33	128.33
	Total Income FHLMC Pool	<u>5,981.68</u>	<u>30,022.85</u>
Income FFCB Notes			
0-0-4284.001	FFCB # 2K2	-	-
	Total Income FFCB Notes	<u>-</u>	<u>-</u>
Income FHLMC Notes			
0-0-4285.001	FHLMC BOND #DP1	-	523.06
	Total Income FHLMC Notes	<u>-</u>	<u>523.06</u>
Income FNMA Notes			
0-0-4287.001	FNMA NOTE #YT4	-	559.50
0-0-4287.003	FNMA NOTE #ZB2	-	268.33
0-0-4287.004	FNMA NOTE #E33	-	1,350.00
	Total Income FNMA Notes	<u>-</u>	<u>2,177.83</u>
Change in Accrued Interest Rec			
0-0-4295.001	CHANGE IN ACCR INTEREST REC	(16,229.97)	(14,169.46)
	Total Change in Accrued Interest Rec	<u>(16,229.97)</u>	<u>(14,169.46)</u>
Gains (Losses) on Securities			
0-0-4300.001	UNREALIZED GAINS (LOSSES)	8,066.13	457,025.08
0-0-4400.001	GAIN (LOSS) - SALE OF SECURITY	3,193.90	8,449.71
	Total Gains (Losses) on Securities	<u>11,260.03</u>	<u>465,474.79</u>
	Total Income Fixed Income Securities	<u>52,653.46</u>	<u>708,200.95</u>
Income Equity Securities			
Income Stock Equities			
Income/Dividends Stock Equities			
0-0-4450.001	DVD - UBS - RNC GENTER	4,184.99	26,931.66
0-0-4450.002	DVD - UBS - CHILTON	3,000.56	27,210.64
0-0-4450.003	DVD - UBS - STONEBRIDGE	8,154.48	40,918.52
	Total Income/Dividends Stock Equities	<u>15,340.03</u>	<u>95,060.82</u>

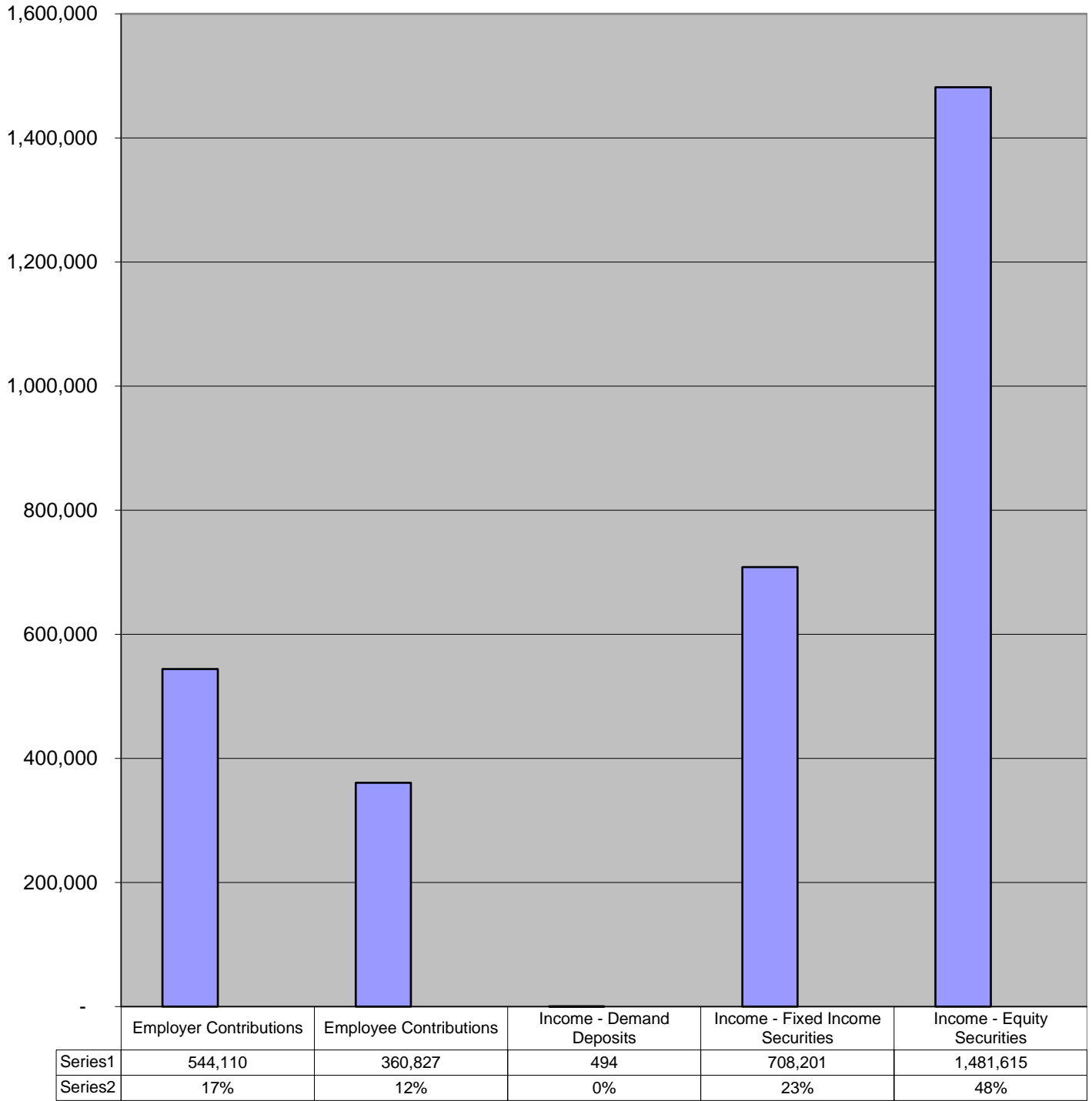
(This statement is continued on the following page.)

Lisle-Woodridge Firefighters's Pension Fund
Revenue Report
For the Five Months Ended May 31, 2016

	Current Month	Year to Date
Income Equity Securities (Continued)		
Income Stock Equities (Continued)		
Income/Gain (Loss) Stock Equities		
0-0-4460.001	G/L - UBS - RNC GENTER	\$ 61,447.04 \$ 87,147.05
0-0-4460.002	G/L - UBS - CHILTON	(19,533.23) 58,250.54
0-0-4460.003	G/L - UBS - STONEBRIDGE	33,955.95 21,702.18
	Total Income/Gain (Loss) Stock Equities	75,869.76 167,099.77
	Total Income Stock Equities	91,209.79 262,160.59
Income Mutual Funds		
Income/Dividends Mutual Funds		
0-0-4550.006	DVD - BLACKROCK STRATEGIC INC	6,208.37 28,954.21
0-0-4550.007	DVD - PIONEER STRATEGIC INC	7,702.36 38,366.99
0-0-4550.009	DVD - SPDR BARCLAYS	2,450.63 90,993.80
	Total Income/Dividends Mutual Funds	16,361.36 158,315.00
Income/Gain (Loss) Mutual Funds		
0-0-4560.001	G/L - LAZARD EMERGING MKTS	(17,179.49) 137,394.72
0-0-4560.002	G/L - FMI COMMON STOCK	77,019.42 199,477.91
0-0-4560.003	G/L - INVESCO INTL GROWTH	(1,931.66) 47,902.35
0-0-4560.004	G/L - MFS INTL VALUE	43,399.05 121,195.27
0-0-4560.005	G/L - LOOMIS SAYLES GROWTH	85,662.72 73,441.44
0-0-4560.006	G/L - BLACKROCK STRATEGIC INC	8,902.82 (23,612.37)
0-0-4560.007	G/L - PIONEER STRATEGIC INC	37,677.28 63,634.87
0-0-4560.008	G/L - WELLS FARGO ABS RETURN	10,554.60 28,335.10
0-0-4560.009	G/L - SPDR BARCLAYS	18,396.30 15,619.50
0-0-4560.010	G/L - INVESCO S&P 500	71,139.60 147,219.61
0-0-4560.011	G/L - JP MORGAN FDS UNDIS MGRS BEHAV	58,071.24 162,574.58
0-0-4560.012	G/L - UNDISCOVERED MG BH VL SL	8,396.58 21,695.84
0-0-4560.013	G/L - ISHARES CORE EMERG MKTS	(68,155.16) 66,260.93
	Total Income/Gain (Loss) Mutual Funds	331,953.30 1,061,139.75
	Total Income Mutual Funds	348,314.66 1,219,454.75
	Total Income Equity Securities	439,524.45 1,481,615.34
	Total Income Cash and Investments	492,244.14 2,190,310.46
TOTAL REVENUES	\$ 1,104,818.56	\$ 3,095,247.52

(See accountant's compilation report.)

**Lisle-Woodridge Firefighter's Pension Fund
Revenues
For Five Months Ended May 31, 2016**



(See accountant's compilation report.)

Lisle-Woodridge Firefighter's Pension Fund

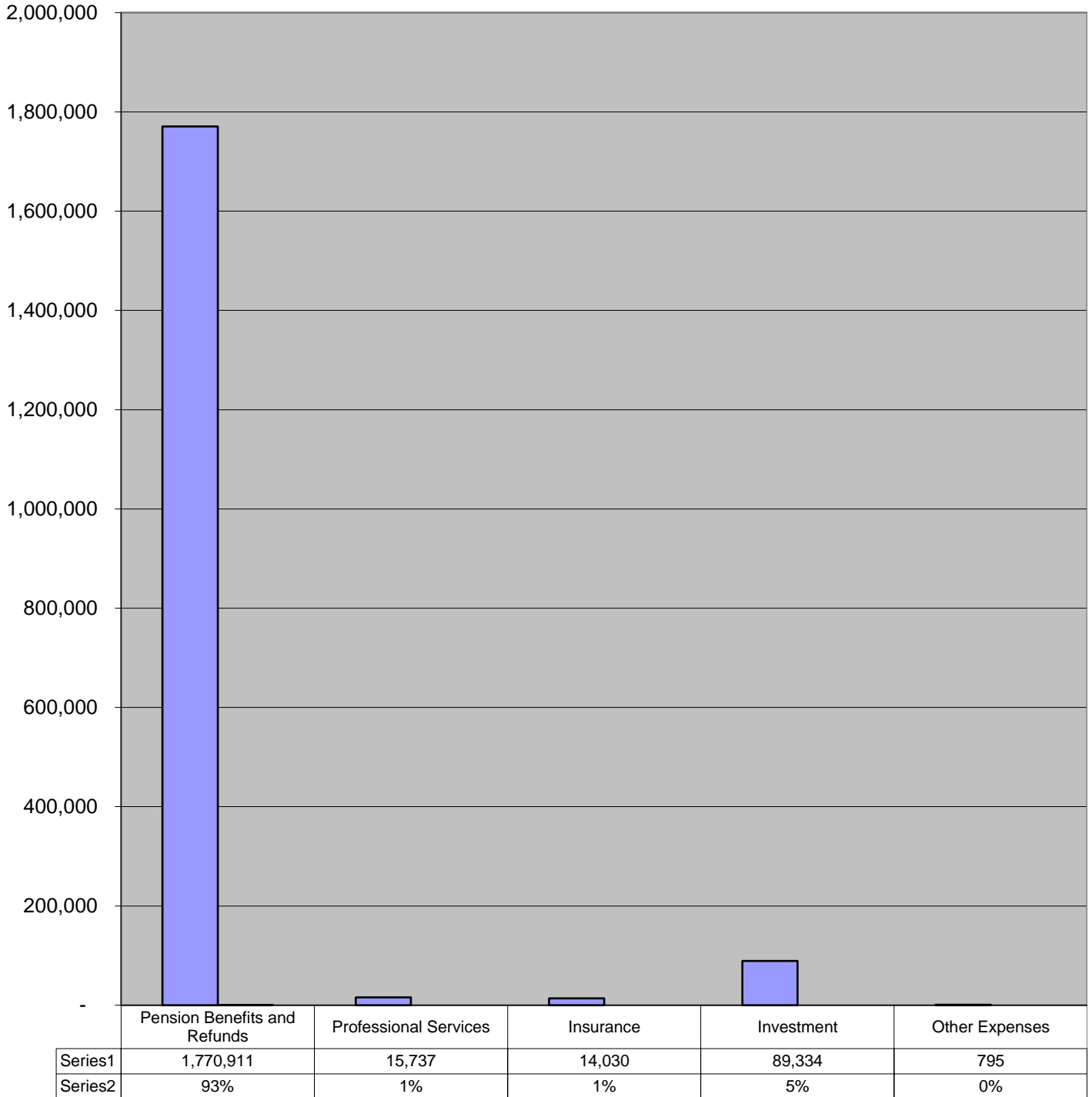
Expense Report

For the Five Months Ended May 31, 2016

		Current Month	Year to Date	FY16 Annual Budget
Expenses				
Administrative				
Pension Benefits and Refunds				
0-0-5020.000	SERVICE PENSIONS	\$ 315,885.12	\$ 1,567,701.19	\$ 4,601,362.00
0-0-5030.000	NON-DUTY DISABILITY PENSIONS	6,802.50	34,012.50	-
0-0-5040.000	DUTY DISABILITY PENSIONS	25,392.91	116,622.19	-
0-0-5050.000	OCCUPATIONAL DISEASE PENSIONS	8,358.67	41,793.35	-
0-0-5060.000	SURVIVING SPOUSE PENSIONS	2,156.35	10,781.75	-
0-0-5100.000	REFUND OF CONTRIBUTIONS	-	-	15,000.00
	Total Pension Benefit and Refunds	358,595.55	1,770,910.98	4,616,362.00
Insurance				
0-0-5150.001	FIDUCIARY INSURANCE	14,030.00	14,030.00	20,000.00
	Total Insurance	14,030.00	14,030.00	20,000.00
Professional Services				
0-0-5170.003	ACCOUNTING & BOOKKEEPING SERV	-	10,325.00	30,379.00
0-0-5170.005	LEGAL SERVICES	-	5,070.75	25,000.00
0-0-5170.006	PUBLIC STENOGRAPHER/CT REPORT	69.13	341.71	-
	Total Professional Services	69.13	15,737.46	55,379.00
Investment				
0-0-5190.001	INVESTMENT MGR/ADVISOR FEES	-	89,113.48	220,500.00
0-0-5190.004	SAFE DEPOSIT AND BANK FEES	38.00	221.00	-
	Total Investment	38.00	89,334.48	220,500.00
Other Expenses				
0-0-5290.025	CONFERENCE/SEMINAR FEES	-	-	6,200.00
0-0-5290.026	ASSOCIATION DUES	-	795.00	1,000.00
0-0-5290.028	POSTAGE EXPENSE	-	-	200.00
0-0-5290.030	SUPPLIES EXPENSE	-	-	11,000.00
0-0-5290.034	IDOI FILING EXPENSE	-	-	10,000.00
0-0-5290.035	OTHER EXPENSE	-	-	10,500.00
	Total Other Expenses	-	795.00	38,900.00
	Total Administrative	14,137.13	1,890,807.92	4,951,141.00
TOTAL EXPENSES		\$ 372,732.68	\$ 1,890,807.92	\$ 4,951,141.00

(See accountant's compilation report.)

**Lisle-Woodridge Firefighter's Pension Fund
Expenses
For Five Months Ended May 31, 2016**



(See accountant's compilation report.)

Lisle-Woodridge Firefighter's Pension Fund
Summary of Property Tax Receipts through May 31, 2016
Dupage County and Will County

	<u>Total Property Taxes</u>
Fiscal Year Ending December 31, 2016	
Per Property Tax Remittances:	
Total DuPage County Collections	\$ 544,110.29
Total Will County Collections	<u>-</u>
Total Collections	<u><u>\$ 544,110.29</u></u>

(See accountant's compilation report.)

Lisle-Woodridge Firefighter's Pension Fund
Summary of Property Tax Receipts through May 31, 2016
DuPage County

Fiscal Year Ending December 31, 2016		<u>2015 Taxes</u>
	5/31/2016	<u>\$ 544,110.29</u>
		<u><u>\$ 544,110.29</u></u>
SUMMARY		<u>2015 Taxes</u>
TOTAL COLLECTED		<u>\$ 544,110.29</u>
TAX LEVIED		<u>\$ 4,097,019.02</u>
TAX EXTENDED		<u>\$ 4,090,999.18</u>
% COLLECTED		<u>13.30%</u>
EXTENDED LESS COLLECTED		<u>\$ 3,546,888.89</u>

(See accountant's compilation report.)

Lisle-Woodridge Firefighter's Pension Fund
Summary of Property Tax Receipts through May 31, 2016
Will County

Fiscal Year Ending December 31, 2016	<u>2015 Taxes</u>
	<u>\$ -</u>
	<u><u>\$ -</u></u>
SUMMARY	<u>2015 Taxes</u>
TOTAL COLLECTED	<u>\$ -</u>
TAX LEVIED	<u>\$ 3,129.98</u>
TAX EXTENDED	<u>\$ 3,129.98</u>
% COLLECTED	<u>0.00%</u>
EXTENDED LESS COLLECTED	<u>\$ 3,129.98</u>

(See accountant's compilation report.)

Lisle-Woodridge Firefighter's Pension Fund Cash Projections FY2016
MB Financial Bank

Starting Date

1/1/2016

	Beginning	Jan-16	Feb-16	Mar-16	Apr-16	May-16	Jun-16	Jul-16	Aug-16	Sep-16	Oct-16	Nov-16	Dec-16	Total
Cash on Hand (beginning of month)	96,242	96,242	95,894	84,002	147,349	97,306	74,075	51,380	26,611	9,842	27,073	10,304	-6,465	
CASH RECEIVED														
Distribution Funding		285,000	285,000	285,000	285,000	285,000	285,000	285,000	285,000	285,000	285,000	285,000	285,000	3,420,000
Member Contributions		63,252	63,210	113,116	52,785	68,465	68,000	68,000	68,000	102,000	68,000	68,000	68,000	870,828
Other Misc		135	-	24,185	-	-	-	-	-	-	-	-	-	24,320
TOTAL CASH RECEIVED		348,387	348,210	422,301	337,785	353,465	353,000	353,000	353,000	387,000	353,000	353,000	353,000	4,315,148
Total Cash Available	96,242	444,629	444,104	506,303	485,134	450,771	427,075	404,380	379,611	396,842	380,073	363,304	346,535	
CASH PAID OUT														
Pension Payments		348,652	351,644	356,010	356,010	358,596	370,695	364,769	364,769	364,769	364,769	364,769	364,769	4,330,220
Pension Refunds		-	-	-	-	-	-	-	-	-	-	-	-	-
Other Expenses		83	8,458	2,944	31,818	18,100	5,000	13,000	5,000	5,000	5,000	5,000	5,000	104,403
Wire Transfers Out (In)		-	-	-	-	-	-	-	-	-	-	-	-	-
TOTAL CASH PAID OUT		348,735	360,102	358,954	387,828	376,696	375,695	377,769	369,769	369,769	369,769	369,769	369,769	4,434,624
Cash on Hand (end of month)	96,242	95,894	84,002	147,349	97,306	74,075	51,380	26,611	9,842	27,073	10,304	-6,465	-23,234	

** Amount estimated**

(See accountant's compilation report.)