


Actuarial Valuation
as of January 1, 2014



LISLE-WOODRIDGE FIRE PROTECTION DISTRICT
FIREFIGHTERS' PENSION FUND

Utilizing Data as of December 31, 2013
For the Contribution Year January 1, 2014 to December 31, 2014

Submitted by:

Lauterbach & Amen, LLP
27W457 Warrenville Road
Warrenville, IL 60555-3902
630.393.1483 Phone
630.393.2516 Fax
www.lauterbachamen.com

Contact:

Todd A. Schroeder, EA

May 29, 2014

TABLE OF CONTENTS

	<u>Page</u>
Introduction	
Statement of Actuarial Opinion	1
Summary of Actuarial Valuation	2
Comments and Analysis	3 - 4
Assets	
Market Value of Assets	5
Actuarial Value of Assets	6
Recommended Contribution Determination	
Actuarial Accrued Liability and Funded Status	7
Normal Cost and Contribution Requirement	8
Actuarial Method and Assumptions	9
Statutory Minimum Contribution	
Statutory Minimum Contribution	10
Actuarial Method and Assumptions – Statutory Minimum	11
Valuation Data and Procedures	
Summary of Plan Participants	12
Actuarial Method and Assumptions	13 - 16
Summary of Principal Plan Provisions	17 - 21
Glossary of Terms	22



INTRODUCTION

Statement of Actuarial Opinion

This report documents the results of the Actuarial valuation of the Lisle-Woodridge Fire Protection District Firefighters' Pension Fund. The purpose is to report the actuarial contribution requirement for the contribution year January 1, 2014 to December 31, 2014. Determinations for purposes other than meeting the employer's actuarial contribution requirements may be significantly different from the results herein.

The results in this report are based on information and data submitted by the Lisle-Woodridge Fire Protection District Firefighters' Pension Fund including studies performed by prior actuaries. We did not prepare the actuarial valuations for the years prior to January 1, 2014. Those Valuations were prepared by other actuaries whose reports have been furnished to us, and our disclosures are based upon those reports. An audit of the information was not performed, but high-level reviews were performed for general reasonableness, as appropriate, based on the purpose of the valuation. The accuracy of the results is dependent upon the accuracy and completeness of the underlying information. The results of the actuarial valuation and these supplemental disclosures rely on the information provided.

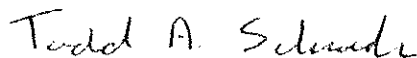
The valuation results summarized in this report involve actuarial calculations that require assumptions about future events. The Lisle-Woodridge Fire Protection District Firefighters' Pension Fund selected certain assumptions, while others were the result of guidance and/or judgment. We believe that the assumptions used in this valuation are reasonable and appropriate for the purposes for which they have been used.

To the best of our knowledge, all calculations are in accordance with the applicable funding requirements, and the procedures followed and presentation of results conform to generally accepted actuarial principles and practices. The undersigned of Lauterbach & Amen, LLP, with actuarial credentials, meets the Qualification Standards of the American Academy of Actuaries to render this Actuarial Opinion. There is no relationship between the Lisle-Woodridge Fire Protection District Firefighters' Pension Fund and Lauterbach & Amen, LLP that impairs our objectivity.


The information contained in this report was prepared for the use of the Lisle-Woodridge Fire Protection District Firefighters' Pension Fund and the Lisle-Woodridge Fire Protection District in connection with our actuarial valuation. It is not intended or necessarily suitable for other purposes. It is intended to be used in its entirety to avoid misrepresentations.

Respectfully Submitted,

LAUTERBACH & AMEN, LLP



Todd A. Schroeder, EA



SUMMARY OF ACTUARIAL VALUATION

Contribution Requirement

	Prior Valuation*	Current Valuation
Contribution Requirement	\$3,725,118	\$4,499,552
Expected Payroll	\$9,485,688	\$9,884,374
Contribution Requirement as a Percent of Expected Payroll	39.27%	45.52%

*Recommended
Contribution
has Increased
\$774,434 from
Prior Year.*


Recommended Contribution is based on the Funding Policy agreed upon by the Board.

Funded Status

	Prior Valuation*	Current Valuation
Normal Cost	\$2,964,028	\$2,309,701
Market Value of Assets	\$45,684,821	\$52,816,296
Actuarial Value of Assets	\$46,902,441	\$51,227,118
Actuarial Accrued Liability	\$80,940,458	\$101,340,661
Unfunded Actuarial Accrued Liability	\$34,038,017	\$50,113,543
Percent Funded		
Actuarial Value of Assets	57.95%	50.55%
Market Value of Assets	56.44%	52.12%

*Funded
Percentage
has Decreased
by 7.40 on an
Actuarial
Value of Assets
Basis.*

*Prior valuation completed by Timothy Sharpe and used Projected Unit Credit as the Actuarial Cost Method for the recommended contribution.



COMMENTS AND ANALYSIS

Funding Policy

The Recommended contribution is based on the Funding Policy for the Plan. A Funding Policy has three key numerical components:

1. **The Actuarial Cost Method:** The Actuarial Cost Method budgets a contribution for each year of an employee's working career. Cash contributions are made according to the budget ("Normal Cost" contributions). In addition the Actuarial Cost Method can measure how well the funding is progressing compared to the budgeted contributions.
2. **Amortization Policy:** When Plan funding is not where expected (according to budget), procedures are put into place to pay down any shortfall. This leads to a second piece of the cash contribution (the "Amortization Payment").
3. **Actuarial Value of Assets:** Fluctuations in the plans assets due to short-term gains and losses may be smoothed over some period of time to minimize long-term contribution volatility.

Actuarial Cost Method

The Actuarial Cost Method under the Funding Policy is the Entry Age Normal (EAN) Cost Method (as a percent of payroll). The EAN method creates budgeted contributions that are expected to be stable as a percent of payroll over time, creating equity over generations of taxpayers.


Amortization Policy

The Funding Policy amortizes the current unfunded liability with a target of 100% funding by 2040.

Actuarial Value of Assets

The actuarial value of assets under the funding policy is equal to the fair market value of assets, with unexpected gains and losses smoothed over 5 years. Only gains and losses that occurred in fiscal years subsequent to March 30, 2011 are being smoothed.

The net impact is that the actuarial value of assets is higher than the market value of assets, or about 97% of the market value of assets.



COMMENTS AND ANALYSIS - CONTINUED

Actuarial Liability/Contribution Requirement Changes

Actuarial liability is expected to increase each year for both interest for the year and as active employees earn additional service years towards retirement. Similarly actuarial liability is expected to decrease when the fund pays benefits to inactive employees. Other increases or decreases in actuarial liability (key changes noted below) will increase or decrease the amount of unfunded liability in the plan. To the extent unfunded liability increases or decreases unexpectedly, the contribution towards unfunded liability will also change unexpectedly.

Contributions are expected to increase at the rate of expected pay increases under the funding policy for the Fund.

	<u>Actuarial Liability</u>	<u>Contribution Requirement</u>
Salary Increase Less than Expected	(560,328)	(39,929)
Demographic Changes	1,201,987	(5,580)
Assumption Changes	4,095,147	418,998
Asset Return Greater than Expected *	(1,079,214)	(3,455)
Contributions Less than Expected	-	69,925

*The decrease in contribution due to asset gains is determined on an Actuarial Value of Assets basis.

The assumptions for plan mortality, retirement rates, termination rates, and disability rates were changed from the prior valuation. The rates were changed to rates based on the Lauterbach & Amen, LLP 2012 study for Firefighters, and specific experience in the Lisle-Woodridge Fire Protection District Firefighters' Pension Fund.

The unfunded liability currently sits at \$50,113,543 on an Actuarial Value of Assets basis. Changes in assumptions for the current year contributed \$4,095,147 to that balance. Based on a District run-out of contributions from 1998 to present, contributions have been approximately \$11,126,747 less than requested. Other factors such as investment performance, and past comparison of actuarial assumptions can contribute to unfunded liability.



ASSETS

MARKET VALUE OF ASSETS

Market Value of Assets

	Prior Valuation	Current Valuation
Cash and Cash Equivalents	\$ -	\$ 45,067
Money Market Mutual Funds	2,431,646	5,728,651
Fixed Income	18,556,808	18,478,859
Stock Equities	11,066,074	11,268,453
Mutual Funds	13,460,518	17,142,619
Receivables (Net of Payables)	169,775	152,647
Net Assets Available for Pensions	<u>\$ 45,684,821</u>	<u>\$ 52,816,296</u>

The Total Value of Assets has Increased \$7,131,475 from the Prior Valuation.

Change in Market Value of Assets

Total Market Value - Prior Valuation	\$ 45,684,821
Plus - Employer Contributions	2,718,211
Plus - Employee Contributions	919,603
Plus - Return on Investments	6,265,732
Less - Benefit and Related Payments	(2,692,079)
Less - Other Expenses	<u>(79,992)</u>
Total Market Value - Current Valuation	<u>\$ 52,816,296</u>

The Return on Investment on the Market Value of Assets for the Fund was Approximately 13.4% Net of Administrative Expenses.



ACTUARIAL VALUE OF ASSETS

Current Year Loss/(Gain) Assets


Total Market Value - Prior Valuation	\$ 45,684,821
Contributions	3,637,814
Benefit Payments	(2,692,079)
Expected Return on Investments	<u>3,238,420</u>
Expected Total Market Value - Current Valuation	49,868,976
Actual Total Market Value - Current Valuation	<u>52,816,296</u>
Current Market Value Loss/(Gain)	<u>\$ (2,947,320)</u>
Expected Return on Investments	\$ 3,238,420
Actual Return on Investments (Net of Expenses)	<u>6,185,740</u>
Current Market Value Loss/(Gain)	<u>\$ (2,947,320)</u>

The Current Year Loss/Gain is the Difference in Earnings Between the Actuarial Assumed Rate of Return on Investments and the Actual Investment Returns.

Development of the Actuarial Value of Assets

Total Market Value - Current Valuation	<u>\$ 52,816,296</u>
Adjustment for Prior Losses/(Gains)	
	<u>Full Amount</u>
First Proceeding Year	\$ (2,947,320) (2,357,856)
Second Proceeding Year	(646,037) (387,622)
Third Proceeding Year	2,890,751 1,156,300
Fourth Proceeding Year	- -
Total Deferred Loss/(Gain)	<u>(1,589,178)</u>
Initial Actuarial Value of Assets - Current Valuation	51,227,118
Less Contributions for the Current Year and Interest	-
Less Adjustment for the Corridor	<u>-</u>
Actuarial Value of Assets - Current Valuation	<u>\$ 51,227,118</u>

The Actuarial Value of Assets is Equal to the Fair Market Value of Assets with Unanticipated Gains/Losses Recognized over 5 Years. The Actuarial Value of Assets is Currently 97% of the Market Value.



RECOMMENDED CONTRIBUTION DETERMINATION

ACTUARIAL ACCRUED LIABILITY AND FUNDED STATUS

Actuarial Accrued Liability


	Current Valuation
Active Employees	<u>\$ 55,697,559</u>
Inactive Employees	
Terminated Employees - Vested	174,411
Retired Employees	39,127,665
Disabled Employees	6,084,323
Other Beneficiaries	<u>256,703</u>
Total Inactive Employees	<u>45,643,102</u>
Total Actuarial Accrued Liability	<u>\$ 101,340,661</u>

*Total Actuarial
Accrued Liability has
Increased from the
Prior Valuation (See
Table on Page 4).*

Funded Status

	Current Valuation
Total Actuarial Accrued Liability	\$ 101,340,661
Total Actuarial Value of Assets	<u>51,227,118</u>
Unfunded Actuarial Accrued Liability	<u>\$ 50,113,543</u>
Total Market Value of Assets	<u>\$ 52,816,296</u>
Percent Funded	
Actuarial Value of Assets	<u>50.55%</u>
Market Value of Assets	<u>52.12%</u>

*The Current
Funding Policy is
for the Pension
Fund to be 100%
Funded on an
Actuarial Basis
(Entry Age Normal
Cost Method) by
the Year 2040.*



NORMAL COST AND CONTRIBUTION REQUIREMENT

Development of the Normal Cost

	<u>Current Valuation</u>
Total Normal Cost	\$ 2,309,701
Estimated Employee Contributions	<u>(934,568)</u>
Employer Normal Cost	<u>\$ 1,375,133</u>

At a 100% Funding Level, the Normal Cost Contribution is Still Required.

Normal Cost as a Percentage of Expected Payroll

	<u>Current Valuation</u>
Expected Payroll	\$ 9,884,374
Employee Normal Cost Rate	<u>9.455%</u>
Employer Normal Cost Rate	<u>13.91%</u>
Total Normal Cost Rate	<u>23.36%</u>


Ideally the Employer Normal Cost Rate will Remain Stable.

Contribution Requirement

	<u>Current Valuation</u>
Employer Normal Cost*	\$ 1,531,038
Amortization of Unfunded Accrued Liability/(Surplus)	<u>2,968,514</u>
Funding Requirement	<u>\$ 4,499,552</u>

The Recommended Contribution has Increased from the Prior Valuation (See Table on Page 4).

*Employer Normal Cost Contribution includes interest through the end of the year.



ACTUARIAL METHOD AND ASSUMPTIONS

Actuarial Method and Assumptions Utilized

Actuarial Valuation Date	December 31, 2013
Actuarial Cost Method	Entry Age Normal (Level % Pay)
Amortization Method	Level % Pay (Closed)
Amortization Target	100% Funded in year 2040
Asset Valuation Method	5-Year Smoothed Market Value
Actuarial Assumptions	
Investment Rate of Return	6.75%
Projected Salary Increases	3.75% - 8.25%
Aggregate Payroll Increases	4.00%
Inflation Rate Included	2.50%

A Summary of the Key Actuarial Assumptions and Funding Policy Decisions used in the Determination of the Recommended Contribution are Shown. More Detail is Available Later.

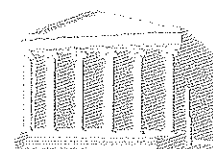
Actuarial assumptions are based upon per year compounded annually.

The contribution and benefit values of the Pension Fund are calculated by applying actuarial assumptions to the benefit provisions and census information furnished, using the actuarial cost methods described.

Long-term pay increases of 3.75% have been assumed to include an average of 2.50% for inflation and an average annual increase of 1.25% for merit/promotional increases. Increases of 8.25% and 7.75% respectively have been used for the first two years to account for early career contract increases.

In 2012, Lauterbach & Amen, LLP completed an assumption study on mortality, termination, retirement, and disability rates. These assumptions were updated to better reflect Illinois Firefighter and Police experience.

The change in the mortality assumption lowered the contribution by \$78,576. The change in termination rates increased the contribution by \$33,850. The change in retirement rates lowered the contribution by \$483,872. The change in disability rates increased the contribution by \$54,751. The change in the salary scale decreased the contribution by \$127,874. The change in the interest rate for return on assets increased the contribution by \$1,020,720.



STATUTORY MINIMUM CONTRIBUTION

STATUTORY MINIMUM CONTRIBUTION


Contribution Requirement

	<u>Minimum Contribution</u>
Contribution Requirement	\$3,732,339
Expected Payroll	\$9,884,374
Contribution Requirement as a Percent of Expected Payroll	37.76%

*The Statutory
Minimum
Contribution is Based
on Funding Methods
and Funding
Parameters That Were
Incorporated Into the
Illinois Statutes for
Pension Funding
Effective January 1,
2011.*

The Statutory Minimum Contribution is based on funding methods and funding parameters in the Illinois statutes for pension funding. The resulting contribution is lower than the recommended contribution for the current plan year. The lower contribution amount is not recommended because it represents a deferral of contributions when compared to the recommended contribution method.

The recommended contribution method is intended to allocate pension contributions in a manner that provides for increases that are manageable going forward. When contributions are lowered in current years, the resulting contributions in future years can increase more rapidly, with the risk of becoming unmanageable. The Securities and Exchange Commission in 2013 used the phrase "Statutory Underfunding" to describe situations where contributions appear to be more manageable in the short-term, but set up future contribution requirements that are less likely to be manageable.




ACTUARIAL METHOD AND ASSUMPTIONS – STATUTORY MINIMUM

Actuarial Method and Assumptions Utilized

Actuarial Valuation Date	December 31, 2013
Actuarial Cost Method	Projected Unit Credit (Level % of Pay)
Amortization Method	Level % Pay (Closed)
Remaining Amortization Period	90% Funded in year 2040
Asset Valuation Method	5-Year Smoothed Market Value
Actuarial Assumptions	
Investment Rate of Return	6.75%
Projected Salary Increases	3.75% - 8.25%
Aggregate Payroll Increases	4.00%
Inflation Rate Included	2.50%

*The Statutory
Minimum
Contribution has
Been Determined
Using the Same
Actuarial
Assumptions as the
Recommended
Contribution.*

Details behind the selection of the actuarial assumptions can be found in the assumption document provided to the client. The client has reviewed and approved the assumptions as a reasonable expectation of the future anticipated experience under the plan.



VALUATION DATA AND PROCEDURES

SUMMARY OF PLAN PARTICIPANTS

Active Employees

	<u>Current Valuation</u>
Vested	88
Nonvested	<u>20</u>
Total Active Employees	<u>108</u>
Total Payroll	<u>\$ 9,690,563</u>


Inactive Employees

	<u>Current Valuation</u>
Terminated Employees - Vested	2
Retired Employees	34
Disabled Employees	8
Other Beneficiaries	<u>4</u>
Total Inactive Employees	<u>48</u>

Inactive Employees – Summary of Monthly Benefits

	<u>Current Valuation</u>
Terminated Employees - Vested	\$ 1,082
Retired Employees	201,871
Disabled Employees	27,285
Other Beneficiaries	<u>2,232</u>
Total Inactive Employees	<u>\$ 232,470</u>

Benefits shown for terminated employees under deferred retirement are not currently in pay status.



ACTUARIAL METHODS AND ASSUMPTIONS

Nature of Actuarial Calculations

The results documented in this report are estimates based on data that may be imperfect and on assumptions about future events. Certain plan provisions may be approximated or deemed immaterial, and, therefore, are not valued. Assumptions may be made about participant data or other factors. Reasonable efforts were made in this valuation to ensure that significant items in the context of the actuarial liabilities or costs are treated appropriately, and not excluded or included inappropriately.

Actual future experience will differ from the assumptions used in the calculations. As these differences arise, the expense for accounting purposes will be adjusted in future valuations to reflect such actual experience.

A range of results different from those presented in this report could be considered reasonable. The numbers are not rounded, but this is for convenience only and should not imply precision which is not inherent in actuarial calculations.

Actuarial Cost Methods

The actuarial cost method allocates the projected obligations of the plan over the working lifetimes of the plan participants.

In accordance with the Pension Fund's Funding Policy the actuarial cost method for the recommended contribution basis is Entry Age Normal (Level Percent of Pay). The Entry Age Normal Cost Method is a method under which the actuarial present value of the projected benefits of each individual included in an actuarial valuation is allocated on a level basis over the earnings or service of the individual between entry age and assumed exit age. The portion of this actuarial present value allocated to a valuation year is called normal cost. The portion of the actuarial present value not provided at a valuation date by the actuarial present value of future normal costs is called the actuarial liability.



ACTUARIAL METHODS AND ASSUMPTIONS - CONTINUED


Financing of Unfunded Actuarial Accrued Liabilities

The Unfunded Actuarial Accrued Liability may be amortized over a period either in level dollar amounts or as a level percentage of projected payroll.

In accordance with the Pension Fund's Funding Policy for the recommended contribution the unfunded actuarial accrued liabilities are amortized by level percent of payroll contributions to 100% funding target over the remaining 27 future years including the municipality's fiscal year 2040.

Asset Valuation Method

The Actuarial Value of Assets is equal to the Market value of assets with unanticipated gains/losses recognized over five years (beginning with gains/losses in 2011).



ACTUARIAL METHODS AND ASSUMPTIONS - CONTINUED

Actuarial Assumptions in the Valuation Process

The contribution and benefit values of the Pension Fund are calculated by applying actuarial assumptions to the benefit provisions and census information furnished, using the actuarial cost methods described in the previous section.

The principal areas of financial risk which require assumptions about future experience are:

- Long-term Rates of Investment Return
- Patterns of Pay Increases for Members
- Rates of Mortality Among Members and Beneficiaries
- Rates of Withdrawal of Active Members
- Rates of Disability Among Members
- Age Patterns of Actual Retirement

Actual experience of the Pension Fund will not coincide exactly with assumed experience. Each valuation provides a complete recalculation of assumed future experience and takes into account all past differences between assumed and actual experience. The result is a continual series of adjustments to the computed contribution requirement.

From time to time it becomes appropriate to modify one or more of the assumptions, to reflect experience trends (but not random year-to-year fluctuations).

Actuarial Assumptions Utilized

Investment Return	Are Described in the Prior Sections of this Report
Salary Increases	Are Described in the Prior Sections of this Report
Inflation Rate Included	Are Described in the Prior Sections of this Report
Cost-of-Living Adjustments	Are Described in the Prior Sections of this Report



ACTUARIAL METHODS AND ASSUMPTIONS - CONTINUED

Actuarial Assumptions Utilized - Continued

Retirement Rates 100% of the L&A Assumption Study Cap Age 65 for Firefighters 2012. Sample Rates as Follows:

Age	Rate	Age	Rate
50	0.100	53	0.180
51	0.100	54	0.180
52	0.100	55	0.180

Withdrawal Rates 100% of the L&A Assumption Study for Firefighters 2012. Sample Rates as Follows:

Age	Rate	Age	Rate
25	0.049	40	0.008
30	0.030	45	0.004
35	0.016	50	0.002

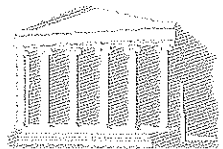
Disability Rates 100% of the L&A Assumption Study for Firefighters 2012. Sample Rates as Follows:

Age	Rate	Age	Rate
25	0.000	40	0.004
30	0.000	45	0.007
35	0.002	50	0.012

Mortality Rates L&A Assumption Study for Firefighters 2012. Sample Rates as Follows:

Age	Rate	Age	Rate
25	0.000	40	0.000
30	0.000	45	0.001
35	0.000	50	0.001

Married Participants 80% of Active Participants are Assumed to be Married. Spouses are Assumed to be the same age.



SUMMARY OF PRINCIPAL PLAN PROVISIONS

Establishment of the Fund

The Fire Protection District Firefighters' Pension Fund is established and administered as prescribed by "Article 4. Fire Protection District Firefighters' Pension Fund – Municipalities 500,000 and Under" of the Illinois Pension Code.

Administration

The Fire Protection District Firefighters' Pension Fund is administered by a Board of Trustees located in each municipality maintaining a pension fund for its firefighters. Its duties are to control and manage the pension fund, to hear and determine applications for pensions, to authorize payment of pensions, to establish rules, to pay expenses, to invest funds, and to keep records.

Employee Contributions

Employees contribute 9.455% of salary.


Normal Retirement Pension Benefit

Hired Prior to January 1, 2011

Eligibility: Age 50 with at least 20 years of creditable service and no longer a firefighter.

Benefit: 50% of final salary is payable commencing at retirement for 20 years of service. An additional 2.5% of final salary is added for each additional year of service (prorated monthly) in excess of 20 years of service (not to exceed 75% of final salary). "Final salary" is based on the pay rate for the firefighter at retirement.

Annual Increase in Benefit: A firefighter is entitled to an initial pension increase equal to 1/12 of 3% of the original monthly benefit for each full month that has passed since the pension began. The initial increase date will be the later of the first day of the month following the attainment of age 55, or the first anniversary of the date of retirement. Subsequent increases of 3% of the current pension amount will be provided in each January thereafter.



SUMMARY OF PRINCIPAL PLAN PROVISIONS - CONTINUED

Normal Retirement Pension Benefit - Continued

Hired on or After January 1, 2011

Eligibility: Age 55 with at least 10 years of creditable service and no longer a firefighter.

Benefit: 2.5% of final average salary for each year of service is payable at retirement (not to exceed 75% of final average salary). "Final average salary" is determined by dividing the highest total salary over 96 consecutive months of service in the last 120 months of service by the total number of months of service in the period. Annual salary for this purpose will not exceed \$106,800, indexed by the lesser of 3% or $\frac{1}{2}$ of the CPI-U for the 12 months ending with the September preceding each November 1. The salary cap will not decrease.

Annual Increase in Benefit: The initial increase date will be the January 1st following the attainment of age 60, or the first anniversary of the date of retirement. Subsequent increases will occur on each subsequent January 1st. The first increase and subsequent increases will be the lesser of 3% of the original benefit or $\frac{1}{2}$ of the CPI-U for the 12 months ending with the September preceding each November 1, applied to the original pension amount.

Early Retirement Pension Benefit

Hired Prior to January 1, 2011

None

Hired on or After January 1, 2011

Eligibility: Age 50 with at least 10 years of creditable service and no longer a firefighter.

Benefit: The normal retirement pension benefit reduced by $\frac{1}{2}$ of 1% for each month that the firefighter's age is under age 55.

Annual Increase in Benefit: The initial increase date will be the January 1st following the attainment of age 60, or the first anniversary of the date of retirement. Subsequent increases will occur on each subsequent January 1st. The first increase and subsequent increases will be the lesser of 3% of the original benefit or $\frac{1}{2}$ of the CPI-U for the 12 months ending with the September preceding each November 1, applied to the original pension amount.



SUMMARY OF PRINCIPAL PLAN PROVISIONS - CONTINUED

Pension to Survivors

Hired Prior to January 1, 2011

Death - Line of Duty

Surviving spouse is entitled to 100% of the salary attached to the rank of the firefighter on the last day of service, payable immediately.

Death - Non-Duty

Current Pensioners (Including Disabled Pensioners): Surviving spouse to receive continuation of the pension at the time of death or 54% of pensionable salary at the time pension began, if greater.

Active Employee with 20+ Years of Service: Surviving spouse is entitled to the full pension earned by the firefighter at the time of death, or 54% of the pensionable salary at death if greater.

Active Employee with 10-20 Years of service: Surviving spouse is entitled to 54% of the salary attached to the rank of the firefighter on the last day of service, payable immediately

Annual Increase in Benefit: None.

Hired on or After January 1, 2011


Death - Line of Duty

Surviving spouse is entitled to 100% of the salary attached to the rank of the firefighter on the last day of service, payable immediately.

Death - Non-Duty

Current Pensioners (Including Disabled Pensioners), Active Employee with 20+ Years of Service, and Active Employee with 10-20 Years of service: Surviving spouse to receive 66 ⅔% of the firefighter's earned pension at the date of death.

Annual Increase in Benefit: The initial increase date will be the January 1st after the attainment of age 60 by the recipient of the survivor's pension. Subsequent increases will occur on each subsequent January 1st. The first increase and subsequent increases will be the lesser of 3% of the original benefit or ½ of the CPI-U for the 12 months ending with the September preceding each November 1, applied to the original survivor's pension amount.



SUMMARY OF PRINCIPAL PLAN PROVISIONS - CONTINUED

Termination Benefit

Hired Prior to January 1, 2011

Eligibility: At least 10 years but less than 20 years of creditable service.

Benefit: An accrual factor times final salary for each year of service is payable beginning at age 60. "Accrual Factor" is a factor of 1.5% at 10 years of service, increasing ratably up to 2.4% at 19 years of service. "Final salary" is based on the pay rate for the firefighter on the date of separation.

Annual Increase in Benefit: A firefighter will receive an initial increase of 3% on the first anniversary of the date of start of payments. Subsequent increases of 3% of the current pension amount will be provided in each January thereafter.

Hired on or After January 1, 2011

Eligibility: At least 10 years but less than 20 years of creditable service.

Benefit: An accrual factor times final salary for each year of service is payable beginning at age 60. "Accrual Factor" is a factor of 1.5% at 10 years of service, increasing ratably up to 2.4% at 19 years of service. "Final salary" is based on the greater of salary during the last year of service prior to termination of employment or the pay rate for the firefighter at termination of employment. Annual salary for this purpose will not exceed \$106,800, indexed by the lesser of 3% or ½ of the CPI-U for the 12 months ending with the September preceding each November 1. The salary cap will not decrease.

Annual Increase in Benefit: The initial increase date will be the January 1st following the first payment. Subsequent increases will occur on each subsequent January 1st. The first increase and subsequent increases will be the lesser of 3% of the original benefit or ½ of the CPI-U for the 12 months ending with the September preceding each November 1, applied to the original pension amount.



SUMMARY OF PRINCIPAL PLAN PROVISIONS - CONTINUED

Disability Benefit

Hired Prior to January 1, 2011

Eligibility: Disability (duty; or non-duty with 7 years of service).

Benefit: A firefighter who becomes disabled on duty is entitled to receive a pension equal to the greatest of 65% of final salary or the pension they would have been entitled to upon retirement at the time of disability. For a non-duty disability, the firefighter is entitled to 50% of final salary. "Final salary" is based on the pay rate for the firefighter at retirement.

Annual Increase in Benefit: The initial increase date will be the January 1st following the attainment of age 60. Subsequent increases will occur on each subsequent January 1st. The first increase is 3% of the original benefit for each full year that has passed since the pension began. Subsequent increases are 3% of the original pension benefit amount.

Hired on or after January 1, 2011

Eligibility: Disability (duty; or non-duty with 7 years of service).

Benefit: A firefighter who becomes disabled on duty is entitled to receive a pension equal to the greater of 65% of final salary or the pension they would have been entitled to upon retirement at the time of disability. For a non-duty disability, the firefighter is entitled to 50% of final salary. "Final salary" is based on the pay rate for the firefighter at last day of service.

Annual Increase in Benefit: The initial increase date will be the January 1st following the attainment of age 60. Subsequent increases will occur on each subsequent January 1st. The first increase and subsequent increases will be the lesser of 3% of the original benefit or ½ of the CPI-U for the 12 months ending with the September preceding each November 1, applied to the original pension amount.



GLOSSARY OF TERMS

GLOSSARY OF TERMS

Actuarial Accrued Liability –The actuarial present value of future benefits based on employees’ service rendered to the measurement date using the selected actuarial cost method. It is that portion of the Actuarial Present Value of plan benefits and expenses allocated to prior years of employment. It is not provided for by future Normal Costs.

Actuarial Cost Method – The method used to allocate the projected obligations of the plan over the working lifetimes of the plan participants.

Actuarial Value of Asset – The value of the assets used in the determination of the Unfunded Actuarial Accrued Liability. The Actuarial Value of Assets is related to Market Value of Assets, with adjustments made to spread unanticipated gains and losses for a given year over a period of several years. Actuarial Value of Assets is generally equally likely to fall above or below the Market Value of Assets, and generally does not experience as much volatility over time as the Market Value of Assets.

Asset Valuation Method – A valuation method designed to smooth random fluctuations in asset values. The objective underlying the use of an asset valuation method is to provide for the long-term stability of employer contributions.

Funding Policy – A set of procedures for a Pension Fund that outlines the “best practices” for funding the pension benefits based on the goals of the plan sponsor. A Funding Policy discusses items such as assumptions, Actuarial Cost Method, assets, and other parameters that will best help the sponsor meet their goal of working in the best interest of the plan participant.

Market Value of Assets – The value of the cash, bonds, securities and other assets held in the pension trust as of the measurement date.

Normal Cost –The present value of future benefits earned by employees during the current fiscal year. It is that portion of the Actuarial Present Value of benefits and expenses which is allocated to a valuation year by the Actuarial Cost Method.

Unfunded Actuarial Accrued Liability – The excess of the Actuarial Accrued Liability over the Actuarial Value of Assets. The Unfunded Actuarial Accrued Liability is amortized over a period either in level dollar amounts or as a level percentage of projected payroll.

