

**LISLE-WOODRIDGE FIREFIGHTER'S PENSION FUND**

**ACCOUNTANT'S COMPILATION REPORT**

For the Two Months Ended  
February 28, 2017



**LISLE-WOODRIDGE FIREFIGHTER’S PENSION FUND**  
**TABLE OF CONTENTS**

---

	<u>Page(s)</u>
ACCOUNTANT’S COMPILATION REPORT.....	1
<b>BASIC FINANCIAL STATEMENTS</b>	
Statement of Fiduciary Net Position.....	2
Statement of Changes in Fiduciary Net Position.....	3
<b>SUPPLEMENTARY INFORMATION</b>	
Balance Sheet.....	4-9
Cash and Investments Chart.....	10
Revenue Report.....	11-16
Revenues Chart.....	17
Expense Report.....	18
Expenses Chart.....	19
Property Tax Revenue Analysis.....	20-22
• DuPage County	
• Will County	
Cash Flow Projections Report FY2017.....	23



630.566.8400 // [www.sikich.com](http://www.sikich.com)

1415 W. Diehl Road, Suite 400  
Naperville, Illinois 60563

Certified Public Accountants & Advisors  
Members of American Institute of Certified Public Accountants

## ACCOUNTANT'S COMPILATION REPORT

The Honorable President  
Members of the Board of Trustees  
Lisle-Woodridge Firefighter's Pension Fund  
Lisle, Illinois 60532

Management is responsible for the accompanying statement of fiduciary net position of the Lisle-Woodridge Firefighter's Pension Fund, a pension trust fund of the Lisle-Woodridge Fire Protection District of Lisle, Illinois, as of February 28, 2017 and the related statement of changes in fiduciary net position for the two months ended February 28, 2017. We have performed a compilation engagement in accordance with Statements on Standards for Accounting and Review Services promulgated by the Accounting and Review Services Committee of the AICPA. We did not audit or review the financial statements nor were we required to perform any procedures to verify the accuracy or completeness of the information provided by management. Accordingly, we do not express an opinion, a conclusion, nor provide any form of assurance on these financial statements.

The accompanying supplementary information is presented for purposes of additional analysis and is not a required part of the basic financial statements. Such information is the responsibility of management. The supplementary information was subject to our compilation engagement. We have not audited or reviewed the supplementary information and do not express an opinion, a conclusion, nor provide any assurance on such supplementary information.

Management has elected to omit substantially all of the disclosures and required supplementary information required by accounting principles generally accepted in the United States of America. If the omitted disclosures were included in the financial statements, they might influence the user's conclusions about the Firefighter's Pension Fund's assets, liabilities, net position, additions and deductions. Accordingly, these financial statements are not designed for those who are not informed about such matters.

*Sikich LLP*

Naperville, Illinois  
March 10, 2017

## **BASIC FINANCIAL STATEMENTS**

**Lisle-Woodridge Firefighter's Pension Fund**

Statement of Fiduciary Net Position

February 28, 2017

---

**ASSETS**

Cash and Investments

Demand Deposits	\$	787,695.15
Corporate Bonds		8,248,233.51
US Treasury Notes		6,198,219.40
US Treasury Bonds		1,005,385.33
FNMA Pool		867,805.69
FHLMC Pool		2,107,745.10
FFCB Bonds		137,000.00
FNMA Notes		439,132.12
Unrealized Gains (Losses)		130,272.48
Stock Equities		5,856,639.25
Mutual Funds		34,053,491.06

Other Assets

Accrued Interest Receivable		<u>109,575.01</u>
-----------------------------	--	-------------------

Total Assets		59,941,194.10
--------------	--	---------------

**LIABILITIES**

None

-

**NET POSITION RESTRICTED FOR PENSIONS**

\$ 59,941,194.10

(See accountant's compilation report.)

**Lisle- Woodridge Firefighter's Pension Fund**  
Statement of Changes in Fiduciary Net Position  
For the Two Months Ended February 28, 2017

**ADDITIONS**

Contributions		
Employer Contributions		\$ 148.41
Employee Contributions		121,122.32
		121,270.73
Investment Income		
Net Appreciations (Depreciation)		
in Fair Value of Investments		
Fixed Income Securities		101,156.70
Stock Equity		173,633.75
Mutual Funds		1,419,500.89
Interest		
Demand Deposits		424.03
Fixed Income Securities		90,635.65
Stock Equity		36,205.80
Mutual Funds		48,486.90
		1,870,043.72
Total Investment Income		1,870,043.72
Less Investment Expense		(47,249.82)
		1,822,793.90
Net Investment Income (Loss)		1,822,793.90
Total Other Income		25.00
		1,944,089.63
Total Additions		1,944,089.63
<b>DEDUCTIONS</b>		
Pension Benefits and Refunds		
Pension Benefits		799,454.35
Administrative Expenses		
Insurance		-
Professional Services		35.80
Other Expenses		795.00
		800,285.15
Total Deductions		800,285.15
Net Increase (Decrease)		1,143,804.48
Net Position Restricted for Pensions		
January 1		58,797,389.62
		\$ 59,941,194.10

(See accountant's compilation report.)

**SUPPLEMENTARY INFORMATION**

**Lisle-Woodridge Firefighter's Pension Fund**

Balance Sheet

February 28, 2017

---

**Demand Deposits**

0-0-1100.001	PETTY CASH	\$	100.00
0-0-1102.001	CK - MB FINANCIAL #4710000418		36,498.95
0-0-1105.001	UBS-EM22472 CASH		372.02
0-0-1105.002	UBS-EM22475 LAZARD		0.31
0-0-1105.003	UBS-EM22478 FMI		825.82
0-0-1105.004	UBS-EM22480 INVESCO		0.65
0-0-1105.005	UBS-EM22487 PACIFIC INCOME		69,097.36
0-0-1105.006	UBS-EM22500 RNC GENTER		138,043.43
0-0-1105.007	UBS-EM22958 MFS		0.86
0-0-1105.008	UBS-EM24449 BRADFORD		351,727.04
0-0-1105.009	UBS-EM24453 CHILTON		25,432.51
0-0-1105.010	UBS-EM24456 STONEBRIDGE		102,759.92
0-0-1105.011	UBS-EM24457 LOOMIS SAYLES		0.29
0-0-1105.012	UBS-EM24458 BLACKROCK		3.16
0-0-1105.013	UBS-EM24460 PIONEER INCOME		0.25
0-0-1105.014	UBS-EM24465 WELLS FARGO		0.50
0-0-1105.015	UBS-EM24466 BARCLAYS		29,356.09
0-0-1105.016	UBS-EM24468 INVESCO SP 500		0.91
0-0-1105.017	UBS-EM24469 JPMORGAN		199.03
0-0-1105.018	UBS-EM24478 ISHARES		33,276.05
			<hr/>
	Total Demand Deposits		787,695.15

**Corporate Bonds**

0-0-1151.002	REGIONS FINL CORP #AJ9		50,017.76
0-0-1151.003	FIFTH THIRD BANCORP #AD2		74,247.39
0-0-1151.004	STANLEY BLACK & DECKER #AB7		50,019.10
0-0-1151.005	ARES CAPITAL CORP #AN3		41,859.43
0-0-1151.006	SYNCHRONY FINL #AJ2		39,989.60
0-0-1151.008	RAYMOND JAMES #AB5		60,235.16
0-0-1151.012	AT&T INC #CL4		98,060.00
0-0-1151.014	PNC FUNDING CORP #BL6		92,777.70
0-0-1151.016	PRIVATE EXPT FDG #DV1		110,708.07
0-0-1151.017	FIDELITY NATL #AP1		44,941.05
0-0-1151.021	STIFEL FINANCIAL #AE2		44,826.30
0-0-1151.030	TD AMERITRADE #AE8		51,058.85
0-0-1151.033	REGENCY ENERGY PARTNERS #AG3		62,309.94
0-0-1151.036	INTERPUB GROUP #BL3		104,914.24
0-0-1151.037	ESSEX PORTFOLIO LP #AN7		52,456.62
0-0-1151.038	NATIONAL RETAIL PROP #AG1		51,953.53
0-0-1151.046	CAPITAL ONE FINANCIAL #BJ3		69,925.80
0-0-1151.047	MORGAN STANLEY #7X1		48,675.61
0-0-1151.050	HAWAIIAN AIRLINES #AA5		85,524.13
0-0-1151.052	CBRE SERVICES INC #AD2		49,620.00
0-0-1151.053	CITIGROUP INC #JC6		71,133.01
0-0-1151.054	KILROY REALTY #AK8		52,170.91
0-0-1151.055	VERIZON COMM #CQ5		35,596.37
0-0-1151.061	GOLDMAN SACHS #AF3		24,837.50
0-0-1151.066	WELLS FARGO & CO #RN3		26,311.20
0-0-1151.067	US BANCORP #AY2		40,059.94

(This statement is continued on the following pages.)



**Lisle-Woodridge Firefighter's Pension Fund**

Balance Sheet (Continued)

February 28, 2017

**Corporate Bonds (Continued)**

0-0-1151.068	US AIRWAYS #AA1	\$	88,376.69
0-0-1151.075	WELLS FARGO & CO #FG0		79,516.44
0-0-1151.076	BAFC NTS #DX4		82,023.48
0-0-1151.079	DU PONT DE NEMOURS #BW8		85,270.28
0-0-1151.081	RPM INTL INC #AR4		83,772.74
0-0-1151.082	BOEING CAPITAL #AL8		83,338.31
0-0-1151.083	LABORATORY CORP #AR3 -PI		79,910.40
0-0-1151.085	EXELON CORP NTS #AH4		74,985.75
0-0-1151.086	BB&T CORP MED #AU7		74,958.00
0-0-1151.087	CARLISLE COS INC #AE0		81,483.66
0-0-1151.088	PROLOGIS LP #AY7		94,984.80
0-0-1151.089	TEXTRON INC #BT7		69,885.20
0-0-1151.091	GOLDMAN SACHS GROUP #GQ1		76,220.00
0-0-1151.092	OWENS & MINOR #AD4		79,631.20
0-0-1151.093	CITIGROUP INC #FT3		75,703.95
0-0-1151.094	J P MORGAN CHASE #JD3		101,309.51
0-0-1151.095	MICROSOFT CORP #BA1		79,861.60
0-0-1151.097	AMERICAN TOWER #AA8 -PI		80,529.93
0-0-1151.099	EASTMAN CHEMICAL #AN0		38,795.64
0-0-1151.100	AGILENT TECHNOLOGIES #AH4		77,403.20
0-0-1151.101	NBCUNIVERSAL MEDIA #AH3		74,721.20
0-0-1151.102	GATX CORP #AQ6		66,802.78
0-0-1151.105	STARBUCKS CORP #AD1		74,682.75
0-0-1151.106	MOSAIC CO #AC7		75,212.99
0-0-1151.107	STATOIL ASA #AK8		54,162.35
0-0-1151.108	FMC CORP NTS #AS4		74,880.00
0-0-1151.109	HOME DEPOT #BC5		74,610.75
0-0-1151.110	SIGNET UK FIN #AA1		74,699.25
0-0-1151.111	MONSANTO CO #AU5		72,874.50
0-0-1151.112	TYCO ELECTRONICS #AR8		74,710.50
0-0-1151.113	CADENCE DESIGN SYS #AL2		64,749.10
0-0-1151.115	ZIMMER HOLDINGS #AF9		79,812.00
0-0-1151.116	FISERV INC #AP3		74,949.75
0-0-1151.117	CVS CAREMARK CORP #CL2		60,175.03
0-0-1151.118	COCA COLA BOT #AK8 -PI		69,982.50
0-0-1151.119	WORTHINGTON INDUSTRIES #AE2		64,862.85
0-0-1151.120	AMER AIRLN 15-2 #AB2		78,107.73
0-0-1151.122	PARKER HANNIFIN #AM7		79,914.40
0-0-1151.124	DUKE ENERGY CAROLINAS #AE4		89,630.30
0-0-1151.125	STANLEY BLACK & DECKER #AA9		78,857.60
0-0-1151.126	GRAINGER W W INC #AB0		74,939.25
0-0-1151.127	BLACK HILLS #AK5		49,938.50
0-0-1151.141	TOTAL SYS SERVICES #AD1		54,876.80
0-0-1151.143	E TRADE #BL7		47,756.25
0-0-1151.145	SYSCO #BD8		50,072.20
0-0-1151.147	HANOVER INS. #AF2 BRADFORD		44,895.15
0-0-1151.148	TRI-STATE #AH1		42,005.27
0-0-1151.149	ONEOK PARTNERS #AL7		44,850.85
0-0-1151.150	EQUIFAX #AK1		69,966.40
0-0-1151.156	SOUTHERN CO NTS #CU9		54,953.25

(This statement is continued on the following pages.)

**Lisle-Woodridge Firefighter's Pension Fund**

Balance Sheet (Continued)

February 28, 2017

**Corporate Bonds (Continued)**

0-0-1151.158	COLUMBIA PIPELINE #AF6	\$	47,562.75
0-0-1151.160	DOMINION RESOURCES #BU2		45,125.68
0-0-1151.167	PRUDENTIAL FIN #AK8		98,627.66
0-0-1151.169	NEW YORK & PRESBY #AD6		59,997.60
0-0-1151.170	MOLSON COORS BREWING #AH3		36,788.80
0-0-1151.171	ORACLE CORP #BJ3		59,989.20
0-0-1151.173	JPMORGAN CHASE & CO #NJ5		81,387.00
0-0-1151.176	JP MORGAN CHASE #KG3		85,000.00
0-0-1151.178	CELANESE US #AD6		71,752.55
0-0-1151.180	BK OF NY MELLON #AD5		89,843.40
0-0-1151.182	AIR LEASE CORP #AN4		58,906.91
0-0-1151.183	BUNGE LTD FIN #AX8		80,381.62
0-0-1151.184	ARCHER-DANIELS #BL5		80,550.09
0-0-1151.185	INTL PAPER CO #CP6		79,699.20
0-0-1151.189	KITE REALTY #AA1		64,739.35
0-0-1151.190	GOLDMAN SACHS #AG5		44,953.65
0-0-1151.191	FLOWERS FOODS #AB7		74,716.25
0-0-1151.192	CABOT CORP #AK7		79,879.20
0-0-1151.193	INGREDION INC #AB8 - PI		79,965.60
0-0-1151.194	SHIRE ACQ INV IRELAND #AB5		80,304.80
0-0-1151.196	PHILLIPS 66 PARTNERS #AE8		24,825.77
0-0-1151.198	AMERICAN TOWER CORP #AD2		56,798.44
0-0-1151.200	SEMPRA ENERGY #AZ2		94,903.10
0-0-1151.201	XYLEM INC B/E #AJ9		79,835.20
0-0-1151.202	ERP OPERATING LP B/E #BF9		79,472.80
0-0-1151.205	KINDER MORGAN ENERGY #BS4		76,978.50
0-0-1151.207	OCCIDENTAL PETROLEUM #CM5		54,768.45
0-0-1151.210	GOLDMAN SACHS GROUP INC #AH3		24,935.25
0-0-1151.211	HOLLYFRONTIER CORP #AA6		55,054.00
0-0-1151.213	ABBOTT LABS #BF6 BRADFORD		54,590.80
0-0-1151.214	BROADRIDGE FINANCIAL #AC7 PACIFIC INCOME		79,671.20
0-0-1151.215	ABBOTT LABS #BF6 PACIFIC INCOME		79,404.80
0-0-1151.216	HANOVER INS. #AF2 PACIFIC INCOME		69,836.90
0-0-1151.217	VALERO ENERGY PARTNERS #AA0		50,013.10
0-0-1151.218	EPR PROPERTIES #AC3		49,214.50
0-0-1151.219	UNITE 2014-2 #AA4		82,255.35
0-0-1151.220	UNUM GROUP #AK2		25,075.25
0-0-1151.221	TRANSATLANTIC HLDGS #AB0		31,508.25
0-0-1151.223	BANK OF AMER CORP #GE3		40,000.00
0-0-1151.224	WELLS FARGO & CO #SK8		60,000.00
0-0-1151.225	SUNTRUST BANK #AR8		104,960.10
0-0-1151.226	MICROSOFT CORP #BY9		64,769.25
0-0-1151.227	APPLE INC #CG3		54,975.80
0-0-1151.228	MPLX LP #AL4		54,617.20
0-0-1151.229	APPLE #CK4		64,968.15
0-0-1151.230	HEXCEL CORP #AN8		69,666.90
0-0-1151.231	KRAFT HEINZ #AB2		51,120.30
0-0-1151.232	ENBRIDGE ENERGY #AP1		48,453.60
0-0-1151.233	ANHEUSER BUSCH #AP1		50,547
			<hr/>
	Total Corporate Bonds		8,248,233.51

(This statement is continued on the following pages.)

**Lisle-Woodridge Firefighter's Pension Fund**

Balance Sheet (Continued)

February 28, 2017

---

**US Treasury Notes**

0-0-1252.006	US TREASURY NOTE #SD3	\$	285,015.37
0-0-1252.007	US TREASURY NOTE #UN8		413,024.17
0-0-1252.019	US TREASURY NOTE #NT3		15,805.13
0-0-1252.020	US TREASURY NOTE #P46 - PI		999,451.78
0-0-1252.036	US TREASURY NOTE #NA4		524,569.96
0-0-1252.040	US TREASURY NOTE #S76		139,778.43
0-0-1252.043	US TREASURY NOTE #2D1		29,878.09
0-0-1252.044	US TREASURY NOTE #G20		291,612.28
0-0-1252.048	US TREASURY NOTE #U24		912,399.60
0-0-1252.050	US TREASURY NOTE #U99		1,475,979.49
0-0-1252.052	US TREASURY NOTE #V56		399,234.38
0-0-1252.053	US TREASURY NOTE #W22		472,587.90
0-0-1252.054	US TREASURY NOTE #V72		214,328.13
0-0-1252.055	US TREASURY NOTE #V98		24,554.69
			<hr/>
	Total US Treasury Notes		6,198,219.40

**US Treasury Bonds**

0-0-1255.001	US TREASURY BOND #PW2		539,515.18
0-0-1255.003	US TREASURY BOND #QD3		207,417.07
0-0-1255.004	US TREASURY BOND #QS0		36,120.33
0-0-1255.008	US TREASURY BOND #RT7		206,802.75
0-0-1255.009	US TREASURY BOND #RU4		15,530.00
			<hr/>
	Total US Treasury Bonds		1,005,385.33

**FNMA Pool**

0-0-1262.002	FNMA PL 753098 #UX5		20,897.52
0-0-1262.003	FNMA PL 725946 #P79		52,777.48
0-0-1262.004	FNMA PL 799519 #G45		3,586.24
0-0-1262.005	FNMA PL 799695 #NL9		15,900.91
0-0-1262.006	FNMA PL 797665 #FE9		12,448.36
0-0-1262.007	FNMA PL 844386 #CX5		942.65
0-0-1262.008	FNMA PL 865200 #GH6		1,198.22
0-0-1262.009	FNMA PL 831541 #ZE9		7,782.66
0-0-1262.010	FNMA PL 891601 #RW2		3,186.44
0-0-1262.011	FNMA PL 892239 #HQ4		5,797.94
0-0-1262.012	FNMA PL 893427 #SQ7		2,421.49
0-0-1262.013	FNMA PL 896535 #BC8		3,180.54
0-0-1262.014	FNMA PL 900883 #2Q8		19,720.60
0-0-1262.015	FNMA PL 937289 #XS0		6,956.59
0-0-1262.016	FNMA PL 940525 #LE9		671.89
0-0-1262.017	FNMA PL 949244 #BM8		3,571.46
0-0-1262.018	FNMA PL 966555 #H83		1,558.93
0-0-1262.019	FNMA PL 968585 #RE2		2,445.77
0-0-1262.020	FNMA PL 929301 #NS3		17,212.08
0-0-1262.021	FNMA PL 983077 #CN5		9,876.57
0-0-1262.022	FNMA PL 889409 #DN1		888.95
0-0-1262.023	FNMA PL 930871 #FL0		33,710.90
0-0-1262.024	FNMA PL AB9754 #ZU3		124,092.40
0-0-1262.025	FNMA PL AB9763 #Z58		70,253.28

(This statement is continued on the following pages.)

**Lisle-Woodridge Firefighter's Pension Fund**

Balance Sheet (Continued)

February 28, 2017

**FNMA Pool (Continued)**

0-0-1262.026	FNMA PL AB9774 #2G0	\$ 140,701.15
0-0-1262.027	FNMA PL AS2764 #CA9	202,151.82
0-0-1262.028	FNMA PL AY3728 #EA4	<u>103,872.85</u>
	Total FNMA Pool	<u>867,805.69</u>

**FHLMC Pool**

0-0-1263.001	FHLMC PL C91820 #AV3	73,111.67
0-0-1263.002	FHLMC PL C91816 #AR2	143,549.48
0-0-1263.003	FHLMC PL A13570 #6F1	21,717.39
0-0-1263.004	FHLMC PL A23557 #5S9	138,486.30
0-0-1263.005	FHLMC PL G08008 #AJ9	1,294.58
0-0-1263.006	FHLMC PL A38978 #6P0	6,639.96
0-0-1263.007	FHLMC PL G08087 #CZ1	16,808.08
0-0-1263.008	FHLMC PL A51101 #GJ8	1,959.83
0-0-1263.009	FHLMC PL A54908 #NZ5	43,830.10
0-0-1263.010	FHLMC PL A54224 #VR6	689.81
0-0-1263.011	FHLMC PL A53752 #EZ7	39,735.36
0-0-1263.012	FHLMC PL A62706 #AF7	5,982.87
0-0-1263.013	FHLMC PL A64158 #TP2	2,589.46
0-0-1263.014	FHLMC PL A67491 #KC2	4,531.96
0-0-1263.015	FHLMC PL A69472 #QZ6	10,946.17
0-0-1263.016	FHLMC PL A75230 #Y33	9,894.02
0-0-1263.017	FHLMC PL G04176 #6M7	7,957.03
0-0-1263.018	FHLMC PL A77977 #2J6	5,428.95
0-0-1263.019	FHLMC PL G04816 #VH8	22,884.19
0-0-1263.020	FHLMC PL G05507 #NY8	15,652.94
0-0-1263.021	FHLMC PL G05518 #PB6	17,271.62
0-0-1263.022	FHLMC PL C09032 #A91	66,671.21
0-0-1263.023	FHLMC PL G08542 #S84	125,259.85
0-0-1263.024	FHLMC PL Q30081 #CT8	144,311.58
0-0-1263.025	FHLMC PL G08601 #U32	165,681.35
0-0-1263.026	FHLMC PL G08632 #V23	119,559.76
0-0-1263.027	FHLMC PL G08670 #W89	119,664.25
0-0-1263.031	FHLMC PL G08697 #X39	17,719.02
0-0-1263.032	FHLMC PL G08741 #ZF0	533,221.88
0-0-1263.033	FHLMC PL G08742 #ZG8	<u>224,694.43</u>
	Total FHLMC Pool	<u>2,107,745.10</u>

**FFCB Bonds**

0-0-1284.001	FFCB # 2K2	<u>137,000.00</u>
	Total FFCB Bonds	<u>137,000.00</u>

**FNMA Notes**

0-0-1287.004	FNMA NOTE #E33	240,790.92
0-0-1287.005	FNMA NOTE #G72	<u>198,341.20</u>
	Total FNMA Notes	<u>439,132.12</u>

(This statement is continued on the following page.)

**Lisle-Woodridge Firefighter's Pension Fund**

Balance Sheet (Continued)

February 28, 2017

**Unrealized Gains (Losses)**

0-0-1300.001	UNREALIZED GAINS (LOSSES)	\$ 130,272.48
	Total Unrealized Gains (Losses)	<u>130,272.48</u>

**Stock Equities**

0-0-1450.001	UBS - RNC GENTER	2,496,227.37
0-0-1450.002	UBS - CHILTON	1,630,469.15
0-0-1450.003	UBS - STONEBRIDGE	<u>1,729,942.73</u>
	Total Stock Equities	<u>5,856,639.25</u>

**Mutual Funds**

0-0-1550.001	LAZARD EMERGING MKTS	2,672,342.07
0-0-1550.002	FMI COMMON STOCK	2,802,051.90
0-0-1550.003	INVESCO INTL GROWTH	3,084,092.60
0-0-1550.004	MFS INTL VALUE	2,878,404.35
0-0-1550.005	LOOMIS SAYLES GROWTH	2,453,737.17
0-0-1550.006	BLACKROCK STRATEGIC INC	2,953,652.48
0-0-1550.007	PIONEER STRATEGIC INC	2,686,223.12
0-0-1550.008	WELLS FARGO ABS RETURN	3,810,980.62
0-0-1550.009	SPDR BARCLAYS	1,579,188.56
0-0-1550.010	INVESCO S&P 500	3,670,587.72
0-0-1550.011	JP MORGAN FDS UNDIS MGRS BEHAV	2,403,162.90
0-0-1550.012	UNDISCOVERED MG BH VL SL	384,095.57
0-0-1550.013	ISHARES CORE EMERG MKTS	<u>2,674,972.00</u>
	Total Mutual Funds	<u>34,053,491.06</u>

**Other Assets**

0-0-1900.000	ACCRUED INTEREST RECEIVABLE	<u>109,575.01</u>
	Total Other Assets	<u>109,575.01</u>

**TOTAL ASSETS**

\$ 59,941,194.10

**LIABILITIES**

0-0-2110.000	ACCOUNTS PAYABLE	\$ -
	Total Liabilities	<u>-</u>

Fund Balance

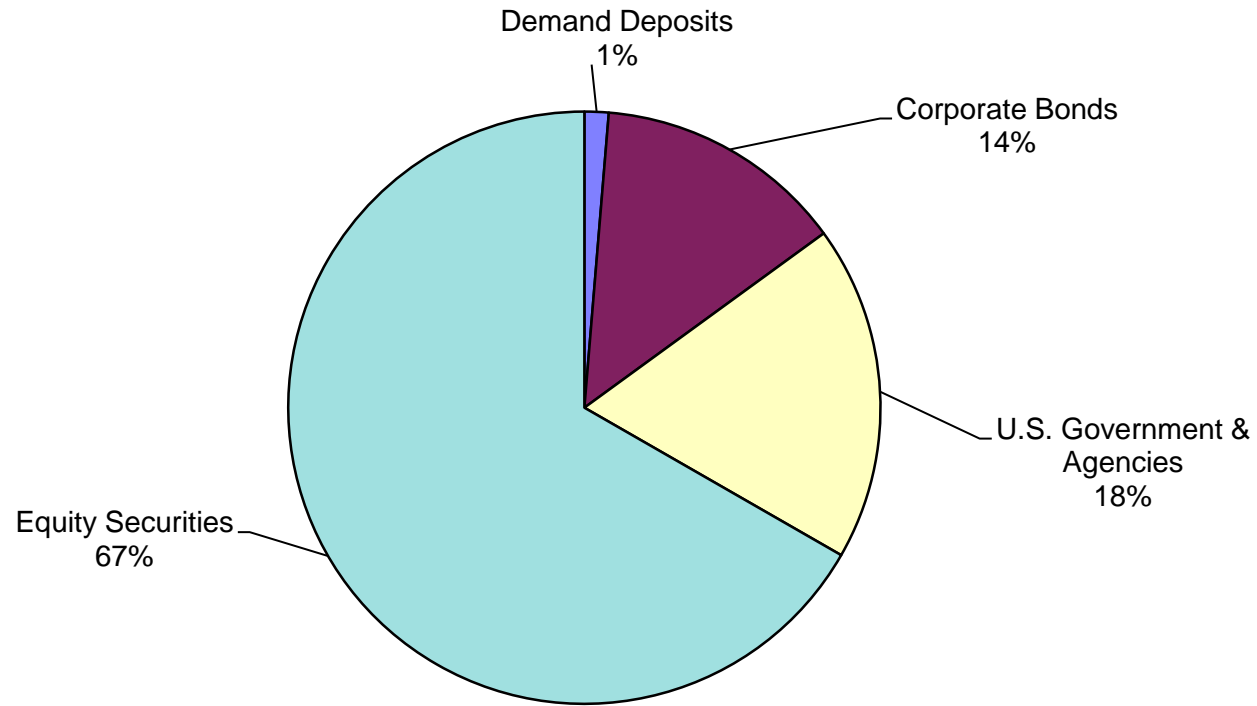
0-0-3000.001	FUND BALANCE	<u>59,941,194.10</u>
--------------	--------------	----------------------

**TOTAL LIABILITIES AND FUND BALANCE**

\$ 59,941,194.10

(See accountant's compilation report.)

**Lisle-Woodridge Firefighter's Pension Fund  
Cash and Investments  
February 28, 2017**



(See accountant's compilation report.)

**Lisle-Woodridge Firefighter's Pension Fund**  
Revenue Report  
For the Two Months Ended February 28, 2017

		<u>Current Month</u>	<u>Year to Date</u>
<b>Revenues</b>			
<b>Employer and Member Contributions</b>			
<b>Employer Contributions</b>			
0-0-4000.000	CURRENT TAX	\$ 19.46	\$ 148.41
	Total Employer Contributions	<u>19.46</u>	<u>148.41</u>
<b>Employee Contributions</b>			
0-0-4050.000	CONTRIBUTIONS - CURRENT YEAR	<u>59,485.40</u>	<u>121,122.32</u>
	Total Employee Contributions	<u>59,485.40</u>	<u>121,122.32</u>
	Total Employer and Employee Contributions	<u>59,504.86</u>	<u>121,270.73</u>
<b>Income Cash and Investments</b>			
<b>Interest Demand Deposits</b>			
0-0-4105.001	UBS-EM22472 CASH	152.27	332.17
0-0-4105.003	UBS-EM22478 FMI	0.18	0.28
0-0-4105.005	UBS-EM22487 PACIFIC INCOME	7.22	17.10
0-0-4105.006	UBS-EM22500 RNC GENTER	13.41	16.25
0-0-4105.008	UBS-EM24449 BRADFORD	25.26	42.45
0-0-4105.009	UBS-EM24453 CHILTON	0.86	1.13
0-0-4105.010	UBS-EM24456 STONEBRIDGE	5.37	8.01
0-0-4105.015	UBS-EM24466 BARCLAYS	2.40	2.87
0-0-4105.017	UBS-EM24469 JPMORGAN	0.10	0.13
0-0-4105.018	UBS-EM24478 ISHARES	3.36	3.64
	Total Interest Demand Deposits	<u>210.43</u>	<u>424.03</u>
<b>Income Fixed Income Securities</b>			
<b>Income Corporate Bonds</b>			
0-0-4151.006	SYNCHRONY FINL #AJ2	-	520.00
0-0-4151.008	RAYMOND JAMES #AB5	2,150.00	2,150.00
0-0-4151.014	PNC FUNDING CORP #BL6	1,859.38	1,859.38
0-0-4151.019	MEAD JOHNSON NUTRITION #AJ5	311.25	311.25
0-0-4151.050	HAWAIIAN AIRLINES #AA5	-	1,691.19
0-0-4151.054	KILROY REALTY #AK8	1,062.50	1,062.50
0-0-4151.055	VERIZON COMM #CQ5	385.00	385.00
0-0-4151.067	US BANCORP #AY2	-	1,025.00
0-0-4151.075	WELLS FARGO & CO #FG0	-	600.00
0-0-4151.083	LABORATORY CORP #AR3 -PI	1,050.00	1,050.00
0-0-4151.088	PROLOGIS LP #AY7	1,591.25	1,591.25
0-0-4151.091	GOLDMAN SACHS GROUP #GQ1	-	2,100.00
0-0-4151.093	CITIGROUP INC #FT3	-	1,687.50
0-0-4151.094	J P MORGAN CHASE #JD3	-	2,250.00
0-0-4151.095	MICROSOFT CORP #BA1	950.00	950.00
0-0-4151.099	EASTMAN CHEMICAL #AN0	702.00	702.00
0-0-4151.101	NBCUNIVERSAL MEDIA #AH3	-	1,150.00

(This statement is continued on the following pages.)

**Lisle-Woodridge Firefighter's Pension Fund**  
Revenue Report  
For the Two Months Ended February 28, 2017

		<u>Current Month</u>	<u>Year to Date</u>
<b>Income Fixed Income Securities</b>			
<b>Income Corporate Bonds</b>			
0-0-4151.107	STATOIL ASA #AK8	\$ -	\$ 728.75
0-0-4151.108	FMC CORP NTS #AS4	1,537.50	1,537.50
0-0-4151.109	HOME DEPOT #BC5	1,406.25	1,406.25
0-0-4151.111	MONSANTO CO #AU5	-	1,265.63
0-0-4151.112	TYCO ELECTRONICS #AR8	1,293.75	1,293.75
0-0-4151.117	CVS CAREMARK CORP #CL2	-	1,201.25
0-0-4151.127	BLACK HILLS #AK5	-	625
0-0-4151.128	ANHEUSER BUSCH #AN6	1,099.78	1,099.78
0-0-4151.140	BERKSHIRE HATHAWAY #BS6	-	454.86
0-0-4151.152	BRIXMOR OPERATING PART #AA1	924	924
0-0-4151.156	SOUTHERN CO NTS #CU9	-	978.01
0-0-4151.157	CVS HEALTH CORP #CT5	224.01	224.01
0-0-4151.160	DOMINION RESOURCES #BU2	-	666.45
0-0-4151.163	AETNA INC #AY4	-	217.81
0-0-4151.164	UNDER ARMOUR #AA5	234.72	234.72
0-0-4151.167	PRUDENTIAL FIN #AK8	(676.72)	-676.72
0-0-4151.169	NEW YORK & PRESBY #AD6	1,442.36	1,442.36
0-0-4151.170	MOLSON COORS BREWING #AH3	-	877.33
0-0-4151.171	ORACLE CORP #BJ3	-	1,253.33
0-0-4151.175	APPLE #CDO	-	1,220.24
0-0-4151.176	JP MORGAN CHASE #KG3	1,013.31	1,013.31
0-0-4151.180	BK OF NY MELLON #AD5	990	990
0-0-4151.183	BUNGE LTD FIN #AX8	1,300.00	1,300.00
0-0-4151.184	ARCHER-DANIELS #BL5	1,000.00	1,000.00
0-0-4151.185	INTL PAPER CO #CP6	1,226.67	1,226.67
0-0-4151.186	VALERO ENERGY CORP #AU4	489.22	489.22
0-0-4151.187	THERMO FISHER SCIENTIFIC #BR2	531.00	531.00
0-0-4151.197	BANK OF AMER CORP #FZ7	-	433.16
0-0-4151.198	AMERICAN TOWER CORP #AD2	1,250.00	1,250.00
0-0-4151.199	WELLS FARGO & CO #SH5	-	283.33
0-0-4151.204	UNITED TECHNOLOGIES CORP #CH0	-	181.08
0-0-4151.205	KINDER MORGAN ENERGY #BS4	1,556.25	1,556.25
0-0-4151.206	BUCKEYE PARTNERS #AQ4	288.02	288.02
0-0-4151.208	AFLAC INC #AF9	-	346.15
0-0-4151.209	ABBVIE INC #AS8	-	710.22
0-0-4151.212	MPLX LP #AC4	1,470.49	1,470.49
0-0-4151.222	SMITHFIELD FOODS INC #AV0	1,711.46	377.26
0-0-4151.230	HEXCEL CORP #AN8	(2.19)	(2.19)
0-0-4151.231	KRAFT HEINZ #AB2	(507.99)	(507.99)
0-0-4151.232	ENBRIDGE ENERGY #AP1	(1,058.33)	(1,058.33)
0-0-4151.233	ANHEUSER BUSCH #AP1	(111.53)	(111.53)
	Total Income Corporate Bonds	28,693.41	49,825.50
<b>Income US Treasury Notes</b>			
0-0-4252.006	US TREASURY NOTE #SD3	-	1,781.25
0-0-4252.007	US TREASURY NOTE #UN8	4,100.00	4,100.00
0-0-4252.019	US TREASURY NOTE #NT3	196.88	196.88

(This statement is continued on the following pages.)



**Lisle-Woodridge Firefighter's Pension Fund**  
Revenue Report  
For the Two Months Ended February 28, 2017

	Current Month	Year to Date
<b>Income Fixed Income Securities (Continued)</b>		
<b>Income US Treasury Notes (Continued)</b>		
0-0-4252.020	\$ 6,606.86	\$ 6,606.86
0-0-4252.036	-	(1,440.35)
0-0-4252.038	-	4,690.19
0-0-4252.040	-	787.50
0-0-4252.041	-	1,911.58
0-0-4252.042	940.71	940.71
0-0-4252.043	206.25	206.25
0-0-4252.044	243.89	243.89
0-0-4252.045	-	83.39
0-0-4252.046	244.78	244.78
0-0-4252.047	-	667.58
0-0-4252.048	(261.44)	(903.76)
0-0-4252.049	409.70	409.70
0-0-4252.050	-	(509.32)
0-0-4252.051	930.77	247.24
0-0-4252.053	(51.28)	(51.28)
0-0-4252.054	(233.86)	(233.86)
0-0-4252.055	(10.88)	(10.88)
	13,322.38	19,968.35
<b>Income US Treasury Bonds</b>		
0-0-4255.001	9,296.88	9,296.88
0-0-4255.004	656.25	656.25
0-0-4255.008	3,535.43	1,690.49
0-0-4255.009	(127.07)	(127.07)
	13,361.49	11,516.55
<b>Income FNMA Pool</b>		
0-0-4262.002	106.51	213.41
0-0-4262.003	243.89	493.43
0-0-4262.004	16.40	32.84
0-0-4262.005	77.37	154.95
0-0-4262.006	61.84	123.83
0-0-4262.007	4.75	9.51
0-0-4262.008	5.57	11.16
0-0-4262.009	41.20	84.15
0-0-4262.010	16.89	33.82
0-0-4262.011	31.40	62.86
0-0-4262.012	12.14	24.31
0-0-4262.013	15.92	31.88
0-0-4262.014	99.96	200.13
0-0-4262.015	36.08	72.86
0-0-4262.016	3.57	7.14
0-0-4262.017	18.34	36.71
0-0-4262.018	8.12	16.26

(This statement is continued on the following pages.)

**Lisle-Woodridge Firefighter's Pension Fund**  
Revenue Report  
For the Two Months Ended February 28, 2017

	<u>Current Month</u>	<u>Year to Date</u>
<b>Income Fixed Income Securities (Continued)</b>		
<b>Income FNMA Pool (Continued)</b>		
0-0-4262.019	\$ 12.32	\$ 24.66
0-0-4262.020	66.45	136.16
0-0-4262.021	38.59	78.32
0-0-4262.022	4.60	9.39
0-0-4262.023	129.62	261.56
0-0-4262.024	371.39	749.56
0-0-4262.025	209.79	421.98
0-0-4262.026	420.81	846.43
0-0-4262.027	645.65	1,309.01
0-0-4262.028	259.41	522.13
	2,958.58	5,968.45
Total Income FNMA Pool		
<b>Income FHLMC Pool</b>		
0-0-4263.001	202.54	408.94
0-0-4263.002	394.10	796.01
0-0-4263.003	105.03	210.38
0-0-4263.004	714.31	1,431.75
0-0-4263.005	6.94	13.90
0-0-4263.006	32.46	65.06
0-0-4263.007	83.18	167.28
0-0-4263.008	9.70	19.42
0-0-4263.009	231.22	462.92
0-0-4263.010	3.44	6.88
0-0-4263.011	189.36	379.14
0-0-4263.012	32.52	66.83
0-0-4263.013	12.97	25.97
0-0-4263.014	24.05	48.14
0-0-4263.015	53.46	107.02
0-0-4263.016	39.78	80.77
0-0-4263.017	37.15	75.11
0-0-4263.018	28.63	57.30
0-0-4263.019	90.96	184.23
0-0-4263.020	61.55	125.06
0-0-4263.021	69.05	139.51
0-0-4263.022	198.60	400.56
0-0-4263.023	387.39	787.12
0-0-4263.024	407.94	816.82
0-0-4263.025	512.14	1,039.61
0-0-4263.026	340.51	687.36
0-0-4263.027	299.35	601.28
0-0-4263.031	43.40	87.18
0-0-4263.032	1,303.08	2,609.31
0-0-4263.033	640.09	1,281.76
	6,554.90	13,182.62
Total Income FHLMC Pool		

(This statement is continued on the following pages.)

**Lisle-Woodridge Firefighter's Pension Fund**  
Revenue Report  
For the Two Months Ended February 28, 2017

		<u>Current Month</u>	<u>Year to Date</u>
<b>Income Fixed Income Securities (Continued)</b>			
<b>Income FNMA Notes</b>			
0-0-4287.004	FNMA NOTE #E33	\$ -	\$ 1,350.00
	Total Income FNMA Notes	-	1,350.00
<b>Change in Accrued Interest Rec</b>			
0-0-4295.001	CHANGE IN ACCR INTEREST REC	(22,793.77)	(11,175.82)
	Total Change in Accrued Interest Rec	(22,793.77)	(11,175.82)
<b>Gains (Losses) on Securities</b>			
0-0-4300.001	UNREALIZED GAIN (LOSS)	115,206.64	140,216.37
0-0-4400.001	GAIN (LOSS) - SALE OF SECURITY	(12,057.72)	(39,059.67)
	Total Gains (Losses) on Securities	103,148.92	101,156.70
	Total Income Fixed Income Securities	145,245.91	191,792.35
<b>Income Equity Securities</b>			
<b>Income Stock Equities</b>			
0-0-4450.001	DVD - UBS - RNC GENTER	3,464.92	7,828.55
0-0-4450.002	DVD - UBS - CHILTON	2,382.30	13,154.93
0-0-4450.003	DVD - UBS - STONEBRIDGE	6,967.69	15,222.32
	Total Income/Dividends Stock Equities	12,814.91	36,205.80
0-0-4460.001	G/L - UBS - RNC GENTER	76,503.79	55,048.53
0-0-4460.002	G/L - UBS - CHILTON	56,140.56	47,174.07
0-0-4460.003	G/L - UBS - STONEBRIDGE	29,945.33	71,411.15
	Total Income/Gain (Loss) Stock Equities	162,589.68	173,633.75
	Total Income Stock Equities	175,404.59	209,839.55
<b>Income Mutual Funds</b>			
0-0-4550.006	DVD - BLACKROCK STRATEGIC INC	6,178.59	13,476.52
0-0-4550.007	DVD - PIONEER STRATEGIC INC	8,164.68	16,304.28
0-0-4550.009	DVD - SPDR BARCLAYS	2,489.94	18,706.10
	Total Income/Dividends Mutual Funds	16,833.21	48,486.90
0-0-4560.001	G/L - LAZARD EMERGING MKTS	71,445.56	194,170.74
0-0-4560.002	G/L - FMI COMMON STOCK	52,218.64	72,061.72
0-0-4560.003	G/L - INVESCO INTL GROWTH	39,807.25	133,042.70
0-0-4560.004	G/L - MFS INTL VALUE	55,789.71	124,409.63
0-0-4560.005	G/L - LOOMIS SAYLES GROWTH	86,344.89	153,522.63
0-0-4560.006	G/L - BLACKROCK STRATEGIC INC	14,888.79	26,779.30

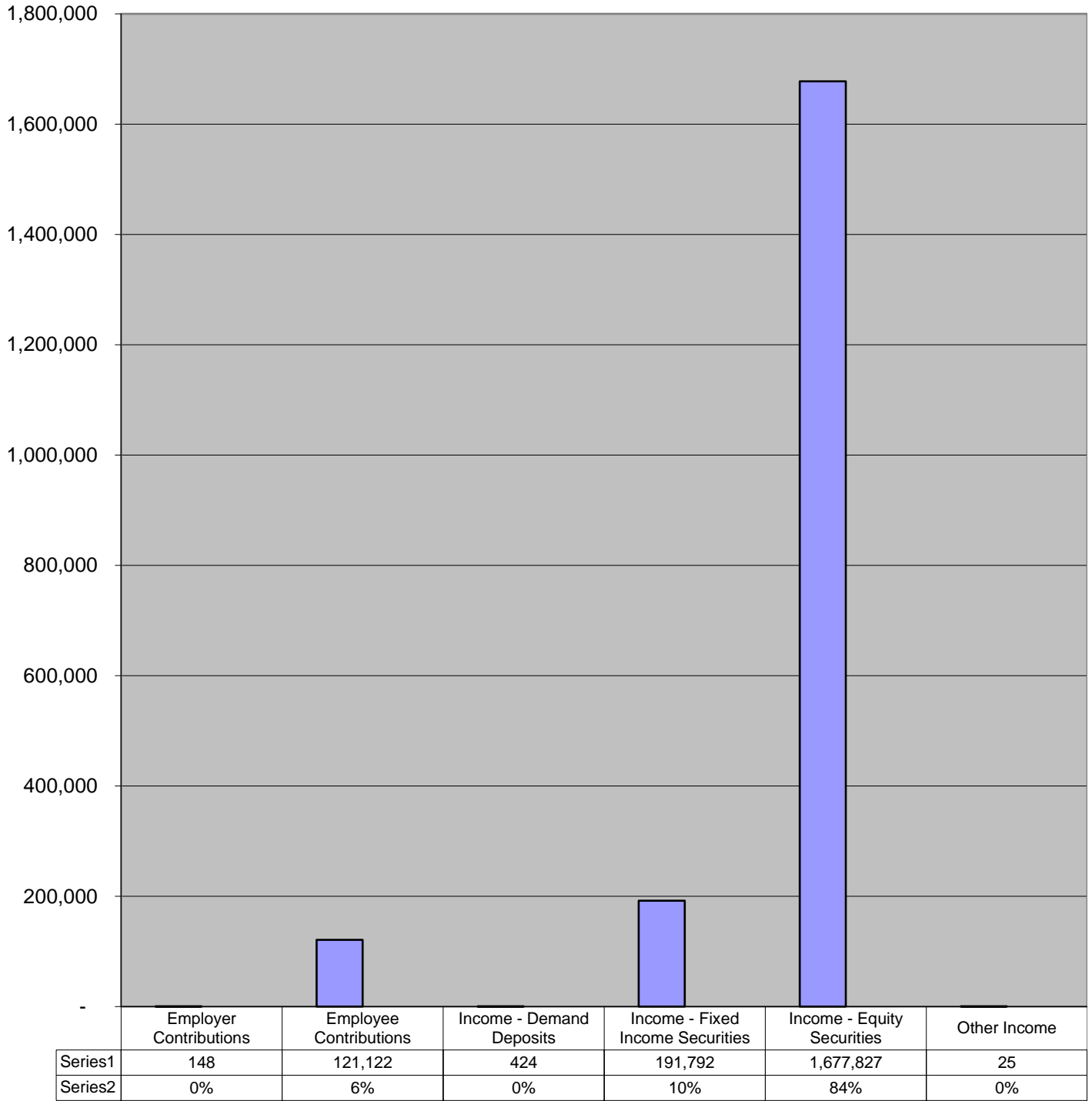
(This statement is continued on the following page.)

**Lisle-Woodridge Firefighter's Pension Fund**  
Revenue Report  
For the Two Months Ended February 28, 2017

	<b>Current Month</b>	<b>Year to Date</b>
<b>Income Equity Securities (Continued)</b>		
<b>Income Mutual Funds (Continued)</b>		
0-0-4560.007	G/L - PIONEER STRATEGIC INC	\$ 15,022.86 \$ 27,507.06
0-0-4560.008	G/L - WELLS FARGO ABS RETURN	56,895.21 135,142.05
0-0-4560.009	G/L - SPDR BARCLAYS	32,670.58 79,104.84
0-0-4560.010	G/L - INVESCO S&P 500	113,399.82 185,704.69
0-0-4560.011	G/L - JP MORGAN FDS UNDIS MGRS BEHAV	38,059.14 63,069.43
0-0-4560.012	G/L - UNDISCOVERED MG BH VL SL	6,041.43 9,991.60
0-0-4560.013	G/L - ISHARES CORE EMERG MKTS	53,314.00 214,994.50
<b>Other Income</b>		
0-0-4900.001	OTHER INCOME	25.00 25.00
	Total Other Income	25.00 25.00
	Total Income/Gain (Loss) Mutual Funds	635,897.88 1,419,500.89
	Total Income Mutual Funds	652,731.09 1,467,987.79
	Total Income Equity Securities	828,135.68 1,677,827.34
	Total Income Cash and Investments	973,617.02 1,870,068.72
<b>TOTAL REVENUES</b>	<b>\$ 1,033,121.88</b>	<b>\$ 1,991,339.45</b>

(See accountant's compilation report.)

**Lisle-Woodridge Firefighter's Pension Fund  
Revenues  
For Two Months Ended February 28, 2017**



(See accountant's compilation report.)

**Lisle-Woodridge Firefighter's Pension Fund**

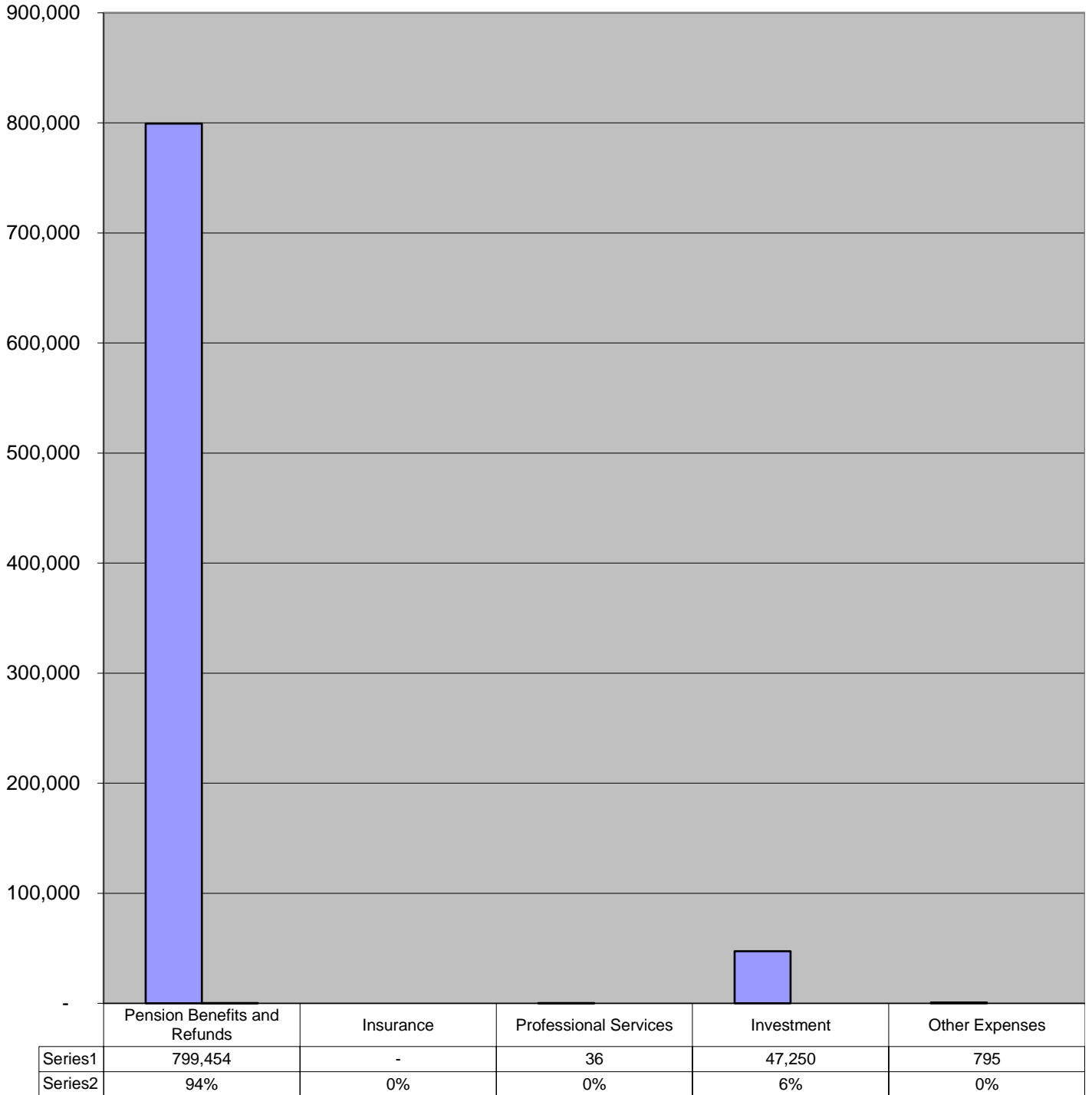
Expense Report

For the Two Months Ended February 28, 2017

		<b>Current Month</b>	<b>Year to Date</b>	<b>FY17 Annual Budget</b>
<b>Expenses</b>				
<b>Administrative</b>				
<b>Pension Benefits and Refunds</b>				
0-0-5020.000	SERVICE PENSIONS	\$ 360,307.50	\$ 717,447.25	\$ 4,251,700.00
0-0-5030.000	NON-DUTY DISABILITY PENSIONS	6,874.77	13,749.54	84,100.00
0-0-5040.000	DUTY DISABILITY PENSIONS	23,612.85	47,225.70	291,800.00
0-0-5050.000	OCCUPATIONAL DISEASE PENSIONS	8,359.58	16,719.16	103,300.00
0-0-5060.000	SURVIVING SPOUSE PENSIONS	2,156.35	4,312.70	25,900.00
0-0-5100.000	REFUND OF CONTRIBUTIONS	-	-	15,000.00
	<b>Total Pension Benefit and Refunds</b>	<b>401,311.05</b>	<b>799,454.35</b>	<b>4,771,800.00</b>
<b>Insurance</b>				
0-0-5150.001	FIDUCIARY INSURANCE	-	-	20,000.00
	<b>Total Insurance</b>	<b>-</b>	<b>-</b>	<b>20,000.00</b>
<b>Professional Services</b>				
0-0-5170.001	ACTUARIAL SERVICES	-	-	-
0-0-5170.002	AUDITING SERVICES	-	-	4,500.00
0-0-5170.003	ACCOUNTING & BOOKKEEPING SERV	-	-	18,200.00
0-0-5170.004	MEDICAL SERVICES	-	-	10,300.00
0-0-5170.005	LEGAL SERVICES	-	-	25,000.00
0-0-5170.006	PUBLIC STENOGRAPHER/CT REPORT	35.80	35.80	1,100.00
	<b>Total Professional Services</b>	<b>35.80</b>	<b>35.80</b>	<b>59,100.00</b>
<b>Investment</b>				
0-0-5190.001	INVESTMENT MGR/ADVISOR FEES	6,337.79	47,173.82	228,500.00
0-0-5190.004	SAFE DEPOSIT AND BANK FEES	38.00	76.00	500.00
	<b>Total Investment</b>	<b>6,375.79</b>	<b>47,249.82</b>	<b>229,000.00</b>
<b>Other Expenses</b>				
0-0-5290.025	CONFERENCE/SEMINAR FEES	-	-	6,200.00
0-0-5290.026	ASSOCIATION DUES	-	795.00	1,000.00
0-0-5290.028	POSTAGE EXPENSE	-	-	200.00
0-0-5290.030	SUPPLIES EXPENSE	-	-	1,400.00
0-0-5290.034	IDOI FILING EXPENSE	-	-	8,000.00
0-0-5290.035	OTHER EXPENSE	-	-	10,500.00
	<b>Total Other Expenses</b>	<b>-</b>	<b>795.00</b>	<b>27,300.00</b>
	<b>Total Administrative</b>	<b>6,411.59</b>	<b>847,534.97</b>	<b>5,107,200.00</b>
<b>TOTAL EXPENSES</b>		<b>\$ 407,722.64</b>	<b>\$ 847,534.97</b>	<b>\$ 5,107,200.00</b>

(See accountant's compilation report.)

**Lisle-Woodridge Firefighter's Pension Fund  
Expenses  
For Two Months Ended February 28, 2017**



(See accountant's compilation report.)

**Lisle-Woodridge Firefighter's Pension Fund**  
**Summary of Property Tax Receipts through February 28, 2017**  
**DuPage County and Will County**

---

	<u>Total Property Taxes</u>
Fiscal Year Ending December 31, 2017	
Per Property Tax Remittances:	
Total DuPage County Collections	\$ 148.41
Total Will County Collections	<u>-</u>
Total Collections	<u><u>\$ 148.41</u></u>

(See accountant's compilation report.)



**Lisle-Woodridge Firefighter's Pension Fund**  
**Summary of Property Tax Receipts through February 28, 2017**  
**DuPage County**

		2015 Taxes	2014 Taxes
Fiscal Year Ending December 31, 2017			
	1/10/2017	\$ 128.95	\$ -
	2/15/2017	19.46	-
		<u>\$ 148.41</u>	<u>\$ -</u>

		2015 Taxes	2014 Taxes
Fiscal Year Ending December 31, 2016		<u>\$ 4,083,978.00</u>	<u>\$ 10,153.45</u>

<b>SUMMARY</b>		2015 Taxes	2014 Taxes
<b>TOTAL COLLECTED</b>		<u>\$ 4,084,126.41</u>	<u>\$ 10,153.45</u>
<b>TAX LEVIED</b>		<u>\$ 4,097,019.02</u>	*
<b>TAX EXTENDED</b>		<u>\$ 4,090,999.18</u>	*
<b>% COLLECTED</b>		<u>99.83%</u>	*
<b>EXTENDED LESS COLLECTED</b>		<u>\$ 6,872.77</u>	*

\* Information is not available.

**Lisle-Woodridge Firefighter's Pension Fund**  
**Summary of Property Tax Receipts through February 28, 2017**  
**Will County**

	2015 Taxes	2014 Taxes
Fiscal Year Ending December 31, 2017	\$ -	\$ -
	\$ -	\$ -

	2015 Taxes	2014 Taxes
Fiscal Year Ending December 31, 2016	\$ 3,129.32	\$ 431.97

<b>SUMMARY</b>	2015 Taxes	2014 Taxes
<b>TOTAL COLLECTED</b>	\$ 3,129.32	\$ 431.97
<b>TAX LEVIED</b>	\$ 3,129.98	*
<b>TAX EXTENDED</b>	\$ 3,129.98	*
<b>% COLLECTED</b>	99.98%	*
<b>EXTENDED LESS COLLECTED</b>	\$ 0.66	*

\* Information is not available.

**Lisle-Woodridge Firefighter's Pension Fund Cash Projections FY2017  
MB Financial Bank**

Starting Date 1/1/2017

	Beginning	Jan-17	Feb-17	Mar-17	Apr-17	May-17	Jun-17	Jul-17	Aug-17	Sep-17	Oct-17	Nov-17	Dec-17	Total
<b>Cash on Hand (beginning of month)</b>	34,042	34,042	33,374	39,270	84,912	46,089	37,266	44,343	27,520	20,697	40,874	33,951	16,128	
<b>CASH RECEIVED</b>														
Distribution Funding		345,000	345,000	345,000	345,000	345,000	345,000	345,000	345,000	345,000	345,000	345,000	345,000	4,140,000
Member Contributions		61,637	59,485	114,000	53,000	69,000	67,000	63,000	62,000	92,000	60,000	61,000	57,000	819,122
Other Misc		-	25	-	-	-	-	-	-	-	-	-	-	25
<b>TOTAL CASH RECEIVED</b>		406,637	404,510	459,000	398,000	414,000	412,000	408,000	407,000	437,000	405,000	406,000	402,000	4,959,147
<b>Total Cash Available</b>	34,042	440,679	437,884	498,270	482,912	460,089	449,266	452,343	434,520	457,697	445,874	439,951	418,128	
<b>CASH PAID OUT</b>														
Pension Payments		398,143	398,576	407,558	404,823	404,823	404,823	404,823	404,823	411,823	411,823	411,823	411,823	4,875,684
Pension Refunds		-	-	-	-	-	-	-	-	-	-	-	-	-
Other Expenses		9,162	38	5,800	32,000	18,000	100	20,000	9,000	5,000	100	12,000	1,000	112,200
Wire Transfers Out (In)		-	-	-	-	-	-	-	-	-	-	-	-	-
<b>TOTAL CASH PAID OUT</b>		407,305	398,614	413,358	436,823	422,823	404,923	424,823	413,823	416,823	411,923	423,823	412,823	4,987,884
<b>Cash on Hand (end of month)</b>	34,042	33,374	39,270	84,912	46,089	37,266	44,343	27,520	20,697	40,874	33,951	16,128	5,305	

\*\* Amount estimated\*\*

(See accountant's compilation report.)