



**LISLE-WOODRIDGE
FIREFIGHTERS' PENSION FUND**

ACCOUNTANT'S COMPILATION REPORT

For the Year Ended December 31, 2017



SIKICH.COM

LISLE-WOODRIDGE FIREFIGHTER’S PENSION FUND
TABLE OF CONTENTS

	<u>Page(s)</u>
ACCOUNTANT’S COMPILATION REPORT.....	1
BASIC FINANCIAL STATEMENTS	
Statement of Fiduciary Net Position.....	2
Statement of Changes in Fiduciary Net Position.....	3
SUPPLEMENTARY INFORMATION	
Balance Sheet.....	4-9
Cash and Investments Chart.....	10
Revenue Report.....	11-19
Revenues Chart.....	20
Expense Report.....	21
Expenses Chart.....	22
Property Tax Revenue Analysis.....	23-25
• DuPage County	
• Will County	
Cash Flow Projections Report FY2017.....	26

1415 West Diehl Road, Suite 400
Naperville, IL 60563
630.566.8400

SIKICH.COM

ACCOUNTANT'S COMPILATION REPORT

The Honorable President
Members of the Board of Trustees
Lisle-Woodridge Firefighter's Pension Fund
Lisle, Illinois 60532

Management is responsible for the accompanying statement of fiduciary net position of the Lisle-Woodridge Firefighter's Pension Fund, a pension trust fund of the Lisle-Woodridge Fire Protection District of Lisle, Illinois, as of December 31, 2017 and the related statement of changes in fiduciary net position for the year ended December 31, 2017. We have performed a compilation engagement in accordance with Statements on Standards for Accounting and Review Services promulgated by the Accounting and Review Services Committee of the AICPA. We did not audit or review the financial statements nor were we required to perform any procedures to verify the accuracy or completeness of the information provided by management. Accordingly, we do not express an opinion, a conclusion, nor provide any form of assurance on these financial statements.

The accompanying supplementary information is presented for purposes of additional analysis and is not a required part of the basic financial statements. Such information is the responsibility of management. The supplementary information was subject to our compilation engagement. We have not audited or reviewed the supplementary information and do not express an opinion, a conclusion, nor provide any assurance on such supplementary information.

Management has elected to omit substantially all of the disclosures and required supplementary information required by accounting principles generally accepted in the United States of America. If the omitted disclosures and required supplementary information were included in the financial statements, they might influence the user's conclusions about the Firefighter's Pension Fund's assets, liabilities, net position, additions and deductions. Accordingly, these financial statements are not designed for those who are not informed about such matters.

Sikich LLP

Naperville, Illinois
January 3, 2018

BASIC FINANCIAL STATEMENTS

Lisle-Woodridge Firefighter's Pension Fund

Statement of Fiduciary Net Position

December 31, 2017

ASSETS

Cash and Investments

Demand Deposits	\$	2,295,258.44
Corporate Bonds		8,994,335.24
US Treasury Notes		7,439,066.11
US Treasury Bonds		1,098,938.80
FNMA Pool		761,078.35
FHLMC Pool		1,907,278.15
FFCB Bonds		137,000.00
FNMA Notes		308,703.70
Unrealized Gains (Losses)		181,397.18
Stock Equities		6,277,662.71
Mutual Funds		37,572,476.38

Other Assets

Accrued Interest Receivable		<u>135,322.09</u>
-----------------------------	--	-------------------

Total Assets 67,108,517.15

LIABILITIES

Accounts Payable		<u>11,055.86</u>
------------------	--	------------------

NET POSITION RESTRICTED FOR PENSIONS

\$ 67,097,461.29

(See accountant's compilation report.)

Lisle- Woodridge Firefighter's Pension Fund
Statement of Changes in Fiduciary Net Position
For the Year Ended December 31, 2017

ADDITIONS

Contributions	
Employer Contributions	\$ 5,023,122.47
Employee Contributions	803,346.86
	5,826,469.33
Investment Income	
Net Appreciations (Depreciation) in Fair Value of Investments	
Fixed Income Securities	173,998.98
Stock Equity	527,345.25
Mutual Funds	4,766,694.63
Interest and Dividends	
Demand Deposits	7,344.35
Fixed Income Securities	580,127.51
Stock Equity	250,259.23
Mutual Funds	1,336,103.31
	7,641,873.26
Less Investment Expense	(198,927.51)
	7,442,945.75
Total Other Income	25.00
	13,269,440.08

DEDUCTIONS

Pension Benefits and Refunds	
Pension Benefits	4,889,297.80
Refunds	1,307.93
Administrative Expenses	
Insurance	13,621.00
Professional Services	55,063.30
Other Expenses	10,078.38
	4,969,368.41
Net Increase (Decrease)	8,300,071.67
Net Position Restricted for Pensions January 1	58,797,389.62
End of Period	\$ 67,097,461.29

(See accountant's compilation report.)

SUPPLEMENTARY INFORMATION

Lisle-Woodridge Firefighter's Pension Fund

Balance Sheet

December 31, 2017

Demand Deposits

0-0-1100.001	PETTY CASH	\$ 100.00
0-0-1102.001	CK - MB FINANCIAL #4710000418	520,117.24
0-0-1105.001	UBS-EM22472 CASH	366,346.88
0-0-1105.002	UBS-EM22475 LAZARD	0.30
0-0-1105.003	UBS-EM22478 FMI	0.15
0-0-1105.004	UBS-EM22480 INVESCO	0.49
0-0-1105.005	UBS-EM22487 PACIFIC INCOME	792,788.10
0-0-1105.006	UBS-EM22500 RNC GENTER	115,811.21
0-0-1105.007	UBS-EM22958 MFS	0.14
0-0-1105.008	UBS-EM24449 TORTOISE	433,488.27
0-0-1105.009	UBS-EM24453 CHILTON	11,912.70
0-0-1105.010	UBS-EM24456 STONEBRIDGE	54,609.65
0-0-1105.011	UBS-EM24457 LOOMIS SAYLES	0.76
0-0-1105.012	UBS-EM24458 BLACKROCK	0.55
0-0-1105.013	UBS-EM24460 PIONEER INCOME	0.42
0-0-1105.014	UBS-EM24465 WELLS FARGO	0.68
0-0-1105.017	UBS-EM24469 JPMORGAN	0.24
0-0-1105.018	UBS-EM24478 ISHARES	80.66
		<hr/>
	Total Demand Deposits	2,295,258.44
		<hr/>

Corporate Bonds

0-0-1151.004	STANLEY BLACK & DECKER #AB7	50,019.10
0-0-1151.014	PNC FUNDING CORP #BL6	92,777.70
0-0-1151.016	PRIVATE EXPT FDG #DV1	110,708.07
0-0-1151.017	FIDELITY NATL #API	25,965.94
0-0-1151.021	STIFEL FINANCIAL #AE2	44,826.30
0-0-1151.037	ESSEX PORTFOLIO LP #AN7	52,456.62
0-0-1151.038	NATIONAL RETAIL PROP #AG1	51,953.53
0-0-1151.050	HAWAIIAN AIRLINES #AA5	94,869.92
0-0-1151.054	KILROY REALTY #AK8	52,170.91
0-0-1151.068	US AIRWAYS #AA1	81,738.40
0-0-1151.075	WELLS FARGO & CO #FG0	79,516.44
0-0-1151.076	BAFC NTS #DX4	82,023.48
0-0-1151.079	DU PONT DE NEMOURS #BW8	85,270.28
0-0-1151.081	RPM INTL INC #AR4	83,772.74
0-0-1151.082	BOEING CAPITAL #AL8	83,338.31
0-0-1151.083	LABORATORY CORP #AR3 -PI	79,910.40
0-0-1151.085	EXELON CORP NTS #AH4	74,985.75
0-0-1151.086	BB&T CORP MED #AU7	74,958.00
0-0-1151.087	CARLISLE COS INC #AE0	81,483.66
0-0-1151.089	TEXTRON INC #BT7	69,885.20
0-0-1151.091	GOLDMAN SACHS GROUP #GQ1	76,220.00
0-0-1151.093	CITIGROUP INC #FT3	75,703.95
0-0-1151.094	J P MORGAN CHASE #JD3	101,309.51
0-0-1151.095	MICROSOFT CORP #BA1	79,861.60
0-0-1151.097	AMERICAN TOWER #AA8 -PI	80,529.93
0-0-1151.100	AGILENT TECHNOLOGIES #AH4	77,403.20
0-0-1151.101	NBCUNIVERSAL MEDIA #AH3	74,721.20
0-0-1151.102	GATX CORP #AQ6	66,802.78
0-0-1151.106	MOSAIC CO #AC7	75,212.99

(This statement is continued on the following pages.)

Lisle-Woodridge Firefighter's Pension Fund

Balance Sheet (Continued)

December 31, 2017

Corporate Bonds (Continued)

0-0-1151.108	FMC CORP NTS #AS4	\$	74,880.00
0-0-1151.111	MONSANTO CO #AU5		72,874.50
0-0-1151.112	TYCO ELECTRONICS #AR8		74,710.50
0-0-1151.113	CADENCE DESIGN SYS #AL2		64,749.10
0-0-1151.116	FISERV INC #AP3		74,949.75
0-0-1151.118	COCA COLA BOT #AK8 -PI		69,982.50
0-0-1151.119	WORTHINGTON INDUSTRIES #AE2		64,862.85
0-0-1151.120	AMER AIRLN 15-2 #AB2		74,318.30
0-0-1151.122	PARKER HANNIFIN #AM7		79,914.40
0-0-1151.124	DUKE ENERGY CAROLINAS #AE4		89,630.30
0-0-1151.125	STANLEY BLACK & DECKER #AA9		78,857.60
0-0-1151.127	BLACK HILLS #AK5		49,938.50
0-0-1151.145	SYSCO #BD8		103,332.20
0-0-1151.147	HANOVER INS. #AF2 BRADFORD		44,895.15
0-0-1151.148	TRI-STATE #AH1		74,765.57
0-0-1151.149	ONEOK PARTNERS #AL7		66,573.65
0-0-1151.150	EQUIFAX #AK1		69,966.40
0-0-1151.158	COLUMBIA PIPELINE #AF6		85,023.30
0-0-1151.169	NEW YORK & PRESBY #AD6		24,999.00
0-0-1151.171	ORACLE CORP #BJ3		122,139.60
0-0-1151.182	AIR LEASE CORP #AN4		58,906.91
0-0-1151.183	BUNGE LTD FIN #AX8		80,381.62
0-0-1151.184	ARCHER-DANIELS #BL5		80,550.09
0-0-1151.185	INTL PAPER CO #CP6		79,699.20
0-0-1151.191	FLOWERS FOODS #AB7		54,773.95
0-0-1151.192	CABOT CORP #AK7		79,879.20
0-0-1151.193	INGREDION INC #AB8 - PI		79,965.60
0-0-1151.198	AMERICAN TOWER CORP #AD2		56,798.44
0-0-1151.200	SEMPRA ENERGY #AZ2		94,903.10
0-0-1151.201	XYLEM INC B/E #AJ9		79,835.20
0-0-1151.202	ERP OPERATING LP B/E #BF9		79,472.80
0-0-1151.205	KINDER MORGAN ENERGY #BS4		46,275.11
0-0-1151.207	OCCIDENTAL PETROLEUM #CM5		84,531.15
0-0-1151.210	GOLDMAN SACHS GROUP INC #AH3		103,729.85
0-0-1151.211	HOLLYFRONTIER CORP #AA6		25,024.55
0-0-1151.214	BROADRIDGE FINANCIAL #AC7 PACIFIC INCOME		79,671.20
0-0-1151.215	ABBOTT LABS #BF6 PACIFIC INCOME		79,404.80
0-0-1151.216	HANOVER INS. #AF2 PACIFIC INCOME		69,836.90
0-0-1151.220	UNUM GROUP #AK2		71,704.95
0-0-1151.221	TRANSATLANTIC HLDGS #AB0		42,416.33
0-0-1151.224	WELLS FARGO & CO #SK8		237,807.75
0-0-1151.225	SUNTRUST BANK #AR8		120,059.25
0-0-1151.227	APPLE INC #CG3		111,110.90
0-0-1151.229	APPLE #CK4		64,968.15
0-0-1151.230	HEXCEL CORP #AN8		100,479.00
0-0-1151.232	ENBRIDGE ENERGY #AP1		48,453.60
0-0-1151.234	JPMORGAN CHASE #RY8		107,159.40
0-0-1151.235	FIRST HORIZON NATL #AB1		56,537.25
0-0-1151.236	PHYSICIANS REALTY #AA0		49,838.50
0-0-1151.237	MERCURY GENL #AB6		74,885.25
0-0-1151.238	CAPITAL ONE FINANCIAL #BN4		114,648.10

(This statement is continued on the following pages.)

Lisle-Woodridge Firefighter's Pension Fund

Balance Sheet (Continued)

December 31, 2017

Corporate Bonds (Continued)

0-0-1151.239	CITIGROUP INC #LD1	\$	131,655.50
0-0-1151.240	MORGAN STANLEY #EF9		65,517.67
0-0-1151.246	MERCURY GENL #AB6 -PI		79,877.60
0-0-1151.247	CAPITAL ONE FINANCIAL #BN4 -PI		79,755.20
0-0-1151.249	CINTAS CORP #AN0		79,692.80
0-0-1151.250	VULCAN MATERIALS #AT6 -PI		79,682.40
0-0-1151.253	VULCAN MATERIALS #AS8		79,047.00
0-0-1151.256	SSM HEALTH CARE #AA3		95,557.15
0-0-1151.257	BANK OF AMER CORP #GK9		120,535.92
0-0-1151.258	JPMORGAN CHASE #AE6		120,206.00
0-0-1151.259	KAISER FNDTN HOSPIT #AD5		49,525.50
0-0-1151.262	BK OF NY MELLON #AC1		90,000.00
0-0-1151.265	DOMINION RESOURCES #CT4		55,056.65
0-0-1151.266	GOLDMAN SACHS #WJ9		75,042.75
0-0-1151.267	FIFTH THIRD BANCORP #CU2		64,981.80
0-0-1151.271	MOTOROLA SOLUTIONS #BE8		86,491.30
0-0-1151.272	EAGLE MATERIALS #AA6		72,888.00
0-0-1151.273	MORGAN STANLEY #AK4		55,000.00
0-0-1151.274	AT&T INC #EM0		80,280.00
0-0-1151.275	THERMO FISHER SCIENTIFIC #BX9		79,410.40
0-0-1151.276	AT&T INC #EN8		80,072.25
0-0-1151.277	ARES CAPITAL CORP #AU7		54,956.55
0-0-1151.278	REGIONS FNL CORP #AM2		80,024.60
0-0-1151.279	PRICELINE GROUP #BC9		23,980.32
0-0-1151.281	ANHEUSER BUSCH #AN6		45,275.60
0-0-1151.282	PPL CAPITAL FUNDING #AM5		64,214.80
0-0-1151.284	ALLEGION US #AE4		79,806.40
0-0-1151.285	HUDSON PACIFIC #AA4		99,853.70
0-0-1151.286	EQT CORP NTS #AF6		34,971.30
0-0-1151.287	DISCOVERY COMM #AT6		61,090.80
0-0-1151.288	AT&T INC #EL2		65,187.20
0-0-1151.289	LEGGETT & PLATT INC #AY3		79,472.80
0-0-1151.290	PHILIP MORRIS INTL #CD9		119,485.20
0-0-1151.291	ANTHEM INC #AD5		69,999.30
0-0-1151.292	WESTLAKE CHEM #AU6		59,387.40
0-0-1151.293	SPRINT AIR 2017 #AA4		55,000.00
0-0-1151.294	GENL ELEC CO #BH5		82,252.50
0-0-1151.295	SOUTHERN CO #CV7		63,633.70
			<hr/>
	Total Corporate Bonds		8,994,335.24

US Treasury Notes

0-0-1252.006	US TREASURY NOTE #SD3		125,006.74
0-0-1252.007	US TREASURY NOTE #UN8		367,143.07
0-0-1252.019	US TREASURY NOTE #NT3		15,805.13
0-0-1252.020	US TREASURY NOTE #P46 - PI		824,865.61
0-0-1252.040	US TREASURY NOTE #S76		139,778.43
0-0-1252.057	US TREASURY NOTE #W55 -PI		200,283.48
0-0-1252.061	US TREASURY NOTE #V64		400,756.50
0-0-1252.069	US TREASURY NOTE #X39		333,052.89
0-0-1252.071	US TREASURY NOTE #2R0		1,016,616.68

(This statement is continued on the following pages.)

Lisle-Woodridge Firefighter's Pension Fund

Balance Sheet (Continued)

December 31, 2017

US Treasury Notes (Continued)

0-0-1252.075	US TREASURY NOTE #2L3	\$ 237,577.98
0-0-1252.076	US TREASURY NOTE #2Y5	296,742.19
0-0-1252.077	US TREASURY NOTE #3C2	503,737.50
0-0-1252.078	US TREASURY NOTE #3G3	745,000.00
0-0-1252.079	US TREASURY NOTE #L40	99,515.96
0-0-1252.080	US TREASURY NOTE #G38	124,575.20
0-0-1252.081	US TREASURY NOTE #3F5	66,343.91
0-0-1252.082	US TREASURY NOTE #3H1	1,942,264.84

Total US Treasury Notes 7,439,066.11

US Treasury Bonds

0-0-1255.003	US TREASURY BOND #QD3	207,417.07
0-0-1255.004	US TREASURY BOND #QS0	55,907.99
0-0-1255.010	US TREASURY BOND #RX8	334,657.57
0-0-1255.013	US TREASURY BOND #QA9	91,525.00
0-0-1255.015	US TREASURY BOND #RY6	409,431.17

Total US Treasury Bonds 1,098,938.80

FNMA Pool

0-0-1262.002	FNMA PL 753098 #UX5	18,419.43
0-0-1262.003	FNMA PL 725946 #P79	43,767.96
0-0-1262.004	FNMA PL 799519 #G45	3,475.31
0-0-1262.005	FNMA PL 799695 #NL9	13,526.33
0-0-1262.006	FNMA PL 797665 #FE9	9,738.06
0-0-1262.007	FNMA PL 844386 #CX5	915.84
0-0-1262.008	FNMA PL 865200 #GH6	1,008.67
0-0-1262.009	FNMA PL 831541 #ZE9	6,266.46
0-0-1262.010	FNMA PL 891601 #RW2	2,533.14
0-0-1262.011	FNMA PL 892239 #HQ4	5,676.17
0-0-1262.012	FNMA PL 893427 #SQ7	1,917.27
0-0-1262.013	FNMA PL 896535 #BC8	3,107.73
0-0-1262.014	FNMA PL 900883 #2Q8	16,892.04
0-0-1262.015	FNMA PL 937289 #XS0	5,114.24
0-0-1262.016	FNMA PL 940525 #LE9	533.15
0-0-1262.017	FNMA PL 949244 #BM8	3,003.73
0-0-1262.018	FNMA PL 966555 #H83	1,349.52
0-0-1262.020	FNMA PL 929301 #NS3	13,441.64
0-0-1262.021	FNMA PL 983077 #CN5	8,354.94
0-0-1262.022	FNMA PL 889409 #DN1	697.98
0-0-1262.023	FNMA PL 930871 #FL0	28,646.35
0-0-1262.024	FNMA PL AB9754 #ZU3	111,991.81
0-0-1262.025	FNMA PL AB9763 #Z58	60,031.20
0-0-1262.026	FNMA PL AB9774 #2G0	125,647.51
0-0-1262.027	FNMA PL AS2764 #CA9	178,559.32
0-0-1262.028	FNMA PL AY3728 #EA4	96,462.55

Total FNMA Pool 761,078.35

(This statement is continued on the following pages.)

Lisle-Woodridge Firefighter's Pension Fund

Balance Sheet (Continued)

December 31, 2017

FHLMC Pool

0-0-1263.001	FHLMC PL C91820 #AV3	\$ 63,433.90
0-0-1263.002	FHLMC PL C91816 #AR2	126,495.99
0-0-1263.003	FHLMC PL A13570 #6F1	21,058.70
0-0-1263.004	FHLMC PL A23557 #5S9	132,487.39
0-0-1263.005	FHLMC PL G08008 #AJ9	1,110.97
0-0-1263.006	FHLMC PL A38978 #6P0	6,349.51
0-0-1263.007	FHLMC PL G08087 #CZ1	13,944.10
0-0-1263.008	FHLMC PL A51101 #GJ8	1,627.14
0-0-1263.009	FHLMC PL A54908 #NZ5	35,795.75
0-0-1263.010	FHLMC PL A54224 #VR6	521.44
0-0-1263.011	FHLMC PL A53752 #EZ7	38,779.23
0-0-1263.012	FHLMC PL A62706 #AF7	5,145.77
0-0-1263.013	FHLMC PL A64158 #TP2	2,241.09
0-0-1263.014	FHLMC PL A67491 #KC2	3,215.93
0-0-1263.015	FHLMC PL A69472 #QZ6	7,145.77
0-0-1263.016	FHLMC PL A75230 #Y33	7,268.81
0-0-1263.017	FHLMC PL G04176 #6M7	6,447.99
0-0-1263.018	FHLMC PL A77977 #2J6	4,734.58
0-0-1263.019	FHLMC PL G04816 #VH8	19,033.64
0-0-1263.020	FHLMC PL G05507 #NY8	13,280.28
0-0-1263.021	FHLMC PL G05518 #PB6	14,241.60
0-0-1263.022	FHLMC PL C09032 #A91	60,000.13
0-0-1263.023	FHLMC PL G08542 #S84	107,768.23
0-0-1263.024	FHLMC PL Q30081 #CT8	127,591.64
0-0-1263.025	FHLMC PL G08601 #U32	141,024.81
0-0-1263.026	FHLMC PL G08632 #V23	105,157.52
0-0-1263.027	FHLMC PL G08670 #W89	110,004.24
0-0-1263.031	FHLMC PL G08697 #X39	16,422.01
0-0-1263.032	FHLMC PL G08741 #ZF0	506,453.81
0-0-1263.033	FHLMC PL G08742 #ZG8	208,496.18

Total FHLMC Pool	<u>1,907,278.15</u>
------------------	---------------------

FFCB Bonds

0-0-1284.001	FFCB #2K2	<u>137,000.00</u>
	Total FFCB Bonds	<u>137,000.00</u>

FNMA Notes

0-0-1287.004	FNMA NOTE #E33	110,362.50
0-0-1287.005	FNMA NOTE #G72	<u>198,341.20</u>

Total FNMA Notes	<u>308,703.70</u>
------------------	-------------------

Unrealized Gains (Losses)

0-0-1300.001	UNREALIZED GAINS (LOSSES)	<u>181,397.18</u>
	Total Unrealized Gains (Losses)	<u>181,397.18</u>

(This statement is continued on the following page.)

Lisle-Woodridge Firefighter's Pension Fund

Balance Sheet (Continued)

December 31, 2017

Stock Equities

0-0-1450.001	UBS - RNC GENTER	\$ 3,012,458.25
0-0-1450.002	UBS - CHILTON	1,504,466.75
0-0-1450.003	UBS - STONEBRIDGE	<u>1,760,737.71</u>
	Total Stock Equities	<u>6,277,662.71</u>

Mutual Funds

0-0-1550.001	LAZARD EMERGING MKTS	2,929,998.55
0-0-1550.002	FMI COMMON STOCK	3,264,810.10
0-0-1550.003	INVESCO INTL GROWTH	3,788,361.70
0-0-1550.004	MFS INTL VALUE	3,716,499.14
0-0-1550.005	LOOMIS SAYLES GROWTH	3,391,928.62
0-0-1550.006	BLACKROCK STRATEGIC INC	3,050,655.10
0-0-1550.007	PIONEER STRATEGIC INC	2,785,321.32
0-0-1550.008	WELLS FARGO ABS RETURN	4,233,338.21
0-0-1550.010	INVESCO S&P 500	4,015,317.78
0-0-1550.011	JP MORGAN FDS UNDIS MGRS BEHAV	2,650,204.34
0-0-1550.012	UNDISCOVERED MG BH VL SL	590,481.32
0-0-1550.013	ISHARES CORE EMERG MKTS	<u>3,155,560.20</u>
	Total Mutual Funds	<u>37,572,476.38</u>

Other Assets

0-0-1900.000	ACCRUED INTEREST RECEIVABLE	<u>135,322.09</u>
	Total Other Assets	<u>135,322.09</u>

TOTAL ASSETS

\$ 67,108,517.15

LIABILITIES

0-0-2000.000	ACCOUNTS PAYABLE	<u>\$ 11,055.86</u>
	Total Liabilities	<u>11,055.86</u>

FUND BALANCE

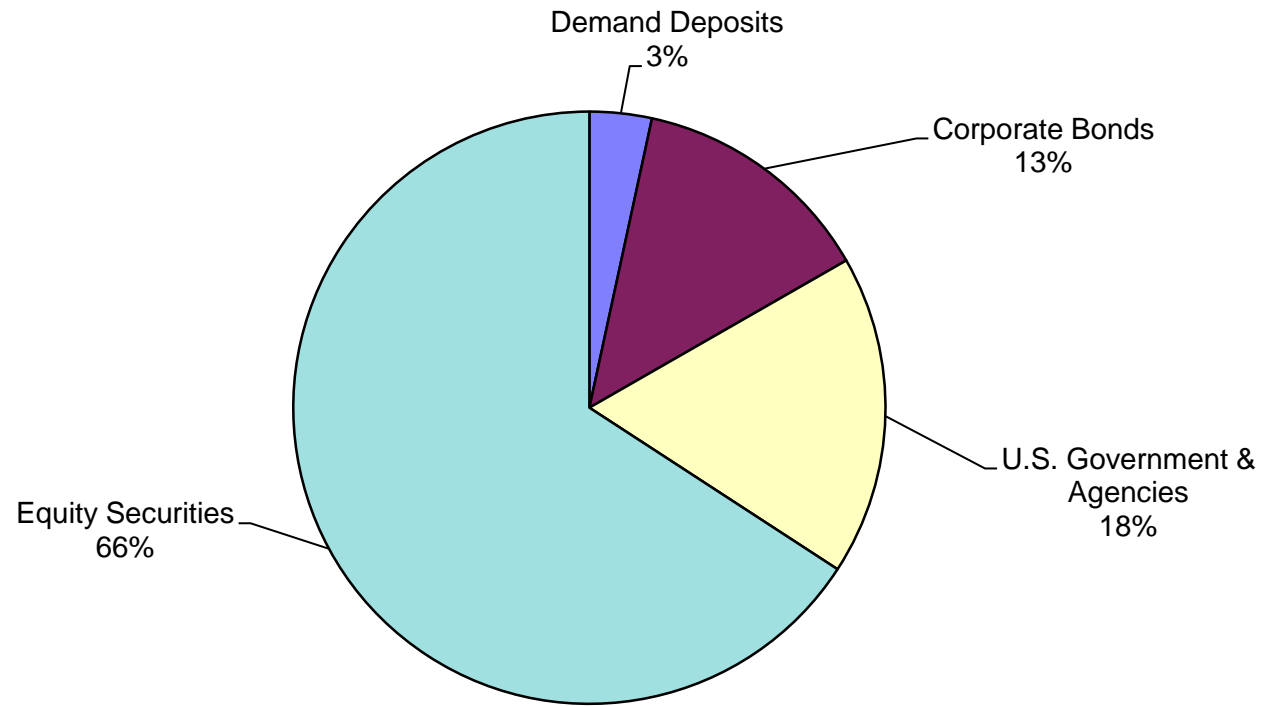
0-0-3000.001	FUND BALANCE	<u>67,097,461.29</u>
--------------	--------------	----------------------

TOTAL LIABILITIES AND FUND BALANCE

\$ 67,108,517.15

(See accountant's compilation report.)

**Lisle-Woodridge Firefighter's Pension Fund
Cash and Investments
December 31, 2017**



(See accountant's compilation report.)

Lisle-Woodridge Firefighter's Pension Fund

Revenue Report

For the Year Ended December 31, 2017

		<u>Current Month</u>	<u>Year to Date</u>
Revenues			
Employer and Member Contributions			
Employer Contributions			
0-0-4000.000	CURRENT TAX	\$ 21,330.73	\$ 4,561,763.47
0-0-4040.000	OTHER MUNICIPAL REVENUE	461,359.00	461,359.00
	Total Employer Contributions	<u>482,689.73</u>	<u>5,023,122.47</u>
Employee Contributions			
0-0-4050.000	CONTRIBUTIONS - CURRENT YEAR	60,843.48	803,346.86
	Total Employee Contributions	<u>60,843.48</u>	<u>803,346.86</u>
	Total Employer and Employee Contributions	<u>543,533.21</u>	<u>5,826,469.33</u>
Income Cash and Investments			
Interest Demand Deposits			
0-0-4105.001	UBS-EM22472 CASH	270.46	4,395.67
0-0-4105.002	UBS-EM22475 LAZARD	-	4.25
0-0-4105.003	UBS-EM22478 FMI	-	1.86
0-0-4105.005	UBS-EM22487 PACIFIC INCOME	418.97	1,138.79
0-0-4105.006	UBS-EM22500 RNC GENTER	54.28	421.14
0-0-4105.008	UBS-EM24449 TORTOISE	123.74	1,015.74
0-0-4105.009	UBS-EM24453 CHILTON	2.99	32.46
0-0-4105.010	UBS-EM24456 STONEBRIDGE	39.15	268.20
0-0-4105.014	UBS-EM24465 WELLS FARGO	-	0.06
0-0-4105.015	UBS-EM24466 BARCLAYS	-	50.40
0-0-4105.016	UBS-EM24468 INVESCO SP 500	-	1.82
0-0-4105.017	UBS-EM24469 JPMORGAN	-	1.36
0-0-4105.018	UBS-EM24478 ISHARES	-	12.60
	Total Interest Demand Deposits	<u>909.59</u>	<u>7,344.35</u>
Income Fixed Income Securities			
Income Corporate Bonds			
0-0-4151.002	REGIONS FINL CORP #AJ9	-	602.78
0-0-4151.003	FIFTH THIRD BANCORP #AD2	-	1,697.50
0-0-4151.004	STANLEY BLACK & DECKER #AB7	-	1,225.50
0-0-4151.005	ARES CAPITAL CORP #AN3	-	1,354.17
0-0-4151.006	SYNCHRONY FINL #AJ2	-	751.11
0-0-4151.008	RAYMOND JAMES #AB5	-	4,777.78
0-0-4151.012	AT&T INC #CL4	-	1,994.03
0-0-4151.014	PNC FUNDING CORP #BL6	-	3,718.76
0-0-4151.016	PRIVATE EXPT FDG #DV1	-	2,553.00
0-0-4151.017	FIDELITY NATL #AP1	-	1,478.20
0-0-4151.019	MEAD JOHNSON NUTRITION #AJ5	-	311.25
0-0-4151.021	STIFEL FINANCIAL #AE2	787.50	1,575.00
0-0-4151.030	TD AMERITRADE #AE8	-	979.24
0-0-4151.033	REGENCY ENERGY PARTNERS #AG3	-	1,571.32
0-0-4151.036	INTERPUB GROUP #BL3	-	3,418.33
0-0-4151.037	ESSEX PORTFOLIO LP #AN7	-	1,937.50
0-0-4151.038	NATIONAL RETAIL PROP #AG1	975.00	1,950.00
0-0-4151.046	CAPITAL ONE FINANCIAL #BJ3	-	1,061.67

(This statement is continued on the following pages.)

Lisle-Woodridge Firefighter's Pension Fund

Revenue Report (Continued)

For the Year Ended December 31, 2017

		<u>Current Month</u>	<u>Year to Date</u>
Income Fixed Income Securities (Continued)			
Income Corporate Bonds (Continued)			
0-0-4151.047	MORGAN STANLEY #7X1	\$ -	\$ 662.50
0-0-4151.050	HAWAIIAN AIRLINES #AA5	(192.01)	3,125.92
0-0-4151.052	CBRE SERVICES INC #AD2	-	2,369.79
0-0-4151.053	CITIGROUP INC #JC6	-	919.72
0-0-4151.054	KILROY REALTY #AK8	-	2,125.00
0-0-4151.055	VERIZON COMM #CQ5	-	962.50
0-0-4151.061	GOLDMAN SACHS #AF3	-	404.13
0-0-4151.066	WELLS FARGO & CO #RN3	-	342.71
0-0-4151.067	US BANCORP #AY2	-	1,435.00
0-0-4151.068	US AIRWAYS #AA1	-	3,248.12
0-0-4151.075	WELLS FARGO & CO #FG0	-	1,200.00
0-0-4151.076	BAFC NTS #DX4	-	4,520.00
0-0-4151.079	DU PONT DE NEMOURS #BW8	-	4,600.00
0-0-4151.081	RPM INTL INC #AR4	-	4,900.00
0-0-4151.082	BOEING CAPITAL #AL8	-	3,760.00
0-0-4151.083	LABORATORY CORP #AR3 -PI	-	2,100.00
0-0-4151.085	EXELON CORP NTS #AH4	1,068.75	2,137.50
0-0-4151.086	BB&T CORP MED #AU7	984.38	1,968.76
0-0-4151.087	CARLISLE COS INC #AE0	2,050.00	4,100.00
0-0-4151.088	PROLOGIS LP #AY7	1,149.24	4,331.74
0-0-4151.089	TEXTRON INC #BT7	-	2,555.00
0-0-4151.091	GOLDMAN SACHS GROUP #GQ1	-	4,200.00
0-0-4151.092	OWENS & MINOR #AD4	-	3,539.17
0-0-4151.093	CITIGROUP INC #FT3	-	3,375.00
0-0-4151.094	J P MORGAN CHASE #JD3	-	4,500.00
0-0-4151.095	MICROSOFT CORP #BA1	-	1,900.00
0-0-4151.097	AMERICAN TOWER #AA8 -PI	-	3,760.00
0-0-4151.099	EASTMAN CHEMICAL #AN0	-	1,014.00
0-0-4151.100	AGILENT TECHNOLOGIES #AH4	-	2,560.00
0-0-4151.101	NBCUNIVERSAL MEDIA #AH3	-	2,300.00
0-0-4151.102	GATX CORP #AQ6	-	2,535.00
0-0-4151.105	STARBUCKS CORP #AD1	-	2,422.29
0-0-4151.106	MOSAIC CO #AC7	-	3,187.50
0-0-4151.107	STATOIL ASA #AK8	-	1,214.58
0-0-4151.108	FMC CORP NTS #AS4	-	3,075.00
0-0-4151.109	HOME DEPOT #BC5	-	2,539.06
0-0-4151.110	SIGNET UK FIN #AA1	-	1,635.21
0-0-4151.111	MONSANTO CO #AU5	-	2,531.26
0-0-4151.112	TYCO ELECTRONICS #AR8	-	2,587.50
0-0-4151.113	CADENCE DESIGN SYS #AL2	-	2,843.76
0-0-4151.115	ZIMMER HOLDINGS #AF9	-	1,719.78
0-0-4151.116	FISERV INC #AP3	1,443.75	2,887.50
0-0-4151.117	CVS CAREMARK CORP #CL2	-	2,302.40
0-0-4151.118	COCA COLA BOT #AK8 -PI	-	2,660.00
0-0-4151.119	WORTHINGTON INDUSTRIES #AE2	-	2,957.50
0-0-4151.120	AMER AIRLN 15-2 #AB2	-	2,777.77
0-0-4151.122	PARKER HANNIFIN #AM7	-	3,360.00
0-0-4151.124	DUKE ENERGY CAROLINAS #AE4	-	4,840.00
0-0-4151.125	STANLEY BLACK & DECKER #AA9	-	4,160.00
0-0-4151.126	GRAINGER W W INC #AB0	-	1,533.33
0-0-4151.127	BLACK HILLS #AK5	-	1,250.00

(This statement is continued on the following pages.)

Lisle-Woodridge Firefighter's Pension Fund

Revenue Report (Continued)

For the Year Ended December 31, 2017

		<u>Current Month</u>	<u>Year to Date</u>
Income Fixed Income Securities (Continued)			
Income Corporate Bonds (Continued)			
0-0-4151.128	ANHEUSER BUSCH #AN6	\$ -	\$ 1,099.78
0-0-4151.140	BERKSHIRE HATHAWAY #BS6	-	454.86
0-0-4151.141	TOTAL SYS SERVICES #AD1	-	1,474.61
0-0-4151.142	HOLLYFRONTIER #AA6	-	1,615.63
0-0-4151.143	E TRADE #BL7	-	1,881.28
0-0-4151.145	SYSCO #BD8	-	2,643.75
0-0-4151.147	HANOVER INS. #AF2 BRADFORD	-	2,025.00
0-0-4151.148	TRI-STATE #AH1	(191.92)	1,688.08
0-0-4151.149	ONEOK PARTNERS #AL7	-	2,419.44
0-0-4151.150	EQUIFAX #AK1	805.00	1,610.00
0-0-4151.152	BRIXMOR OPERATING PART #AA1	-	924.00
0-0-4151.156	SOUTHERN CO NTS #CU9	-	1,392.65
0-0-4151.157	CVS HEALTH CORP #CT5	-	224.01
0-0-4151.158	COLUMBIA PIPELINE #AF6	1,800.00	2,600.00
0-0-4151.160	DOMINION RESOURCES #BU2	-	1,173.69
0-0-4151.163	AETNA INC #AY4	-	217.81
0-0-4151.164	UNDER ARMOUR #AA5	-	234.72
0-0-4151.167	PRUDENTIAL FIN #AK8	-	3,006.40
0-0-4151.169	NEW YORK & PRESBY #AD6	-	2,850.87
0-0-4151.170	MOLSON COORS BREWING #AH3	-	1,404.66
0-0-4151.171	ORACLE CORP #BJ3	-	2,341.11
0-0-4151.173	JPMORGAN CHASE & CO #NJ5	-	1,328.12
0-0-4151.175	APPLE #CD0	-	1,220.24
0-0-4151.176	JP MORGAN CHASE #KG3	-	1,370.95
0-0-4151.178	CELANESE US #AD6	-	2,029.22
0-0-4151.180	BK OF NY MELLON #AD5	-	1,463.00
0-0-4151.182	AIR LEASE CORP #AN4	-	2,337.50
0-0-4151.183	BUNGE LTD FIN #AX8	-	2,600.00
0-0-4151.184	ARCHER-DANIELS #BL5	-	2,000.00
0-0-4151.185	INTL PAPER CO #CP6	-	2,426.67
0-0-4151.186	VALERO ENERGY CORP #AU4	-	489.22
0-0-4151.187	THERMO FISHER SCIENTIFIC #BR2	-	531.00
0-0-4151.189	KITE REALTY #AA1	-	1,832.78
0-0-4151.190	GOLDMAN SACHS #AG5	-	728.50
0-0-4151.191	FLOWERS FOODS #AB7	-	2,651.74
0-0-4151.192	CABOT CORP #AK7	-	2,720.00
0-0-4151.193	INGREDION INC #AB8 - PI	-	2,624.00
0-0-4151.194	SHIRE ACQ INV IRELAND #AB5	-	1,685.33
0-0-4151.196	PHILLIPS 66 PARTNERS #AE8	-	1,065.07
0-0-4151.197	BANK OF AMER CORP #FZ7	-	433.16
0-0-4151.198	AMERICAN TOWER CORP #AD2	-	2,500.00
0-0-4151.199	WELLS FARGO & CO #SH5	-	283.33
0-0-4151.200	SEMPRA ENERGY #AZ2	-	1,543.76
0-0-4151.201	XYLEM INC B/E #AJ9	-	2,744.44
0-0-4151.202	ERP OPERATING LP B/E #BF9	-	2,400.33
0-0-4151.204	UNITED TECHNOLOGIES CORP #CH0	-	181.08
0-0-4151.205	KINDER MORGAN ENERGY #BS4	-	3,456.03
0-0-4151.206	BUCKEYE PARTNERS #AQ4	-	288.02
0-0-4151.207	OCCIDENTAL PETROLEUM #CM5	-	1,319.17
0-0-4151.208	AFLAC INC #AF9	-	346.15
0-0-4151.209	ABBVIE INC #AS8	-	710.22

(This statement is continued on the following pages.)

Lisle-Woodridge Firefighter's Pension Fund

Revenue Report (Continued)

For the Year Ended December 31, 2017

		<u>Current Month</u>	<u>Year to Date</u>
Income Fixed Income Securities (Continued)			
Income Corporate Bonds (Continued)			
0-0-4151.210	GOLDMAN SACHS GROUP INC #AH3	\$ -	\$ 2,067.43
0-0-4151.211	HOLLYFRONTIER CORP #AA6	-	915.53
0-0-4151.212	MPLX LP #AC4	-	1,470.49
0-0-4151.213	ABBOTT LABS #BF6 BRADFORD	-	1,466.66
0-0-4151.214	BROADRIDGE FINANCIAL #AC7 PACIFIC INCOM	1,360.00	2,720.00
0-0-4151.215	ABBOTT LABS #BF6 PACIFIC INCOME	-	3,066.67
0-0-4151.216	HANOVER INS. #AF2 PACIFIC INCOME	-	3,150.00
0-0-4151.217	VALERO ENERGY PARTNERS #AA0	-	1,171.52
0-0-4151.218	EPR PROPERTIES #AC3	-	1,414.44
0-0-4151.219	UNITE 2014-2 #AA4	-	2,438.87
0-0-4151.220	UNUM GROUP #AK2	-	1,445.00
0-0-4151.221	TRANSATLANTIC HLDGS #AB0	-	2,546.67
0-0-4151.222	SMITHFIELD FOODS INC #AV0	-	377.26
0-0-4151.223	BANK OF AMER CORP #GE3	-	305.46
0-0-4151.224	WELLS FARGO & CO #SK8	-	617.21
0-0-4151.225	SUNTRUST BANK #AR8	-	1,122.19
0-0-4151.226	MICROSOFT CORP #BY9	-	1,785.67
0-0-4151.227	APPLE INC #CG3	-	885.42
0-0-4151.228	MPLX LP #AL4	-	391.44
0-0-4151.229	APPLE #CK4	-	610.64
0-0-4151.230	HEXCEL CORP #AN8	-	1,474.67
0-0-4151.231	KRAFT HEINZ #AB2	-	788.72
0-0-4151.232	ENBRIDGE ENERGY #AP1	-	1,941.67
0-0-4151.233	ANHEUSER BUSCH #AP1	-	947.98
0-0-4151.234	JPMORGAN CHASE #RY8	-	1,210.76
0-0-4151.235	FIRST HORIZON NATL #AB1	962.50	1,518.61
0-0-4151.236	PHYSICIANS REALTY #AA0	-	1,122.78
0-0-4151.237	MERCURY GENL #AB6	-	1,732.50
0-0-4151.238	CAPITAL ONE FINANCIAL #BN4	-	2,156.25
0-0-4151.239	CITIGROUP INC #LD1	-	546.89
0-0-4151.240	MORGAN STANLEY #EF9	-	463.19
0-0-4151.241	VULCAN MATERIALS #AT6	-	219.38
0-0-4151.242	HUMANA INC #BF8	-	271.02
0-0-4151.243	VERIZON COMM #DV3	-	579.79
0-0-4151.244	CA INC #AH8	-	265.00
0-0-4151.245	WYNDHAM WORLDWIDE #AN8	625.63	2,169.38
0-0-4151.246	MERCURY GENL #AB6 -PI	-	1,828.44
0-0-4151.247	CAPITAL ONE FINANCIAL #BN4 -PI	-	1,500.00
0-0-4151.248	GREAT PLAINS ENERGY #AJ9	-	1,126.67
0-0-4151.249	CINTAS CORP #AN0	-	1,619.78
0-0-4151.250	VULCAN MATERIALS #AT6 -PI	-	1,707.33
0-0-4151.251	KEYSIGHT TECH #AE3	-	585.86
0-0-4151.252	ROCKWELL COLLINS #AJ0	-	675.56
0-0-4151.253	VULCAN MATERIALS #AS8	-	1,593.75
0-0-4151.254	NEWMARKET #AF4	-	927.63
0-0-4151.255	EXELON CORP NTS #AW1	-	108.79
0-0-4151.256	SSM HEALTH CARE #AA3	1,815.93	2,161.07
0-0-4151.257	BANK OF AMER CORP #GK9	-	983.94
0-0-4151.258	JPMORGAN CHASE #AE6	-	1,361.01
0-0-4151.259	KAISER FNDTN HOSPIT #AD5	-	1,440.97
0-0-4151.260	CONSTELLATION BRANDS #AT5	-	86.25

(This statement is continued on the following pages.)

Lisle-Woodridge Firefighter's Pension Fund

Revenue Report (Continued)

For the Year Ended December 31, 2017

		<u>Current Month</u>	<u>Year to Date</u>
Income Fixed Income Securities (Continued)			
Income Corporate Bonds (Continued)			
0-0-4151.261	AT&T INC #DQ2	\$ -	\$ 314.03
0-0-4151.262	BK OF NY MELLON #AC1	-	1,197.45
0-0-4151.263	SHERWIN-WILLIAMS #AW6	-	263.54
0-0-4151.264	EXPRESS SCRIPTS #AN8	-	280.98
0-0-4151.265	DOMINION RESOURCES #CT4	-	169.42
0-0-4151.266	GOLDMAN SACHS #WJ9	1,090.50	852.21
0-0-4151.267	FIFTH THIRD BANCORP #CU2	845.00	845.00
0-0-4151.268	MOTOROLA SOLUTIONS #BF5	-	485.00
0-0-4151.269	GENERAL MOTORS #BY1	-	139.13
0-0-4151.270	SHERWIN-WILLIAMS #AR7	-	507.92
0-0-4151.271	MOTOROLA SOLUTIONS #BE8	-	310.14
0-0-4151.272	EAGLE MATERIALS #AA6	-	(77.50)
0-0-4151.277	ARES CAPITAL CORP #AU7	-	43.26
0-0-4151.278	REGIONS FNL CORP #AM2	-	(74.86)
0-0-4151.279	PRICELINE GROUP #BC9	438.62	438.62
0-0-4151.280	PLAINS ALL AMER PIPE #BL5	-	58.12
0-0-4151.281	ANHEUSER BUSCH #AN6	-	(157.89)
0-0-4151.283	DISCOVERY COMM #AS8	-	225.00
0-0-4151.285	HUDSON PACIFIC #AA4	-	(128.38)
0-0-4151.286	EQT CORP NTS #AF6	203.13	203.13
0-0-4151.287	DISCOVERY COMM #AT6	-	(234.00)
0-0-4151.288	AT&T INC #EL2	-	(466.56)
0-0-4151.294	GENL ELEC CO #BH5	(937.50)	(937.50)
0-0-4151.295	SOUTHERN CO #CV7	(1,026.91)	(1,026.91)
	Total Income Corporate Bonds	16,056.59	315,798.08
Income US Treasury Notes			
0-0-4252.006	US TREASURY NOTE #SD3	-	3,545.93
0-0-4252.007	US TREASURY NOTE #UN8	-	9,868.52
0-0-4252.019	US TREASURY NOTE #NT3	-	393.76
0-0-4252.020	US TREASURY NOTE #P46 - PI	-	14,665.95
0-0-4252.036	US TREASURY NOTE #NA4	-	5,761.83
0-0-4252.038	US TREASURY NOTE #2C3	-	4,690.19
0-0-4252.040	US TREASURY NOTE #S76	-	1,575.00
0-0-4252.041	US TREASURY NOTE #2B5	-	1,911.58
0-0-4252.042	US TREASURY NOTE #2F6	-	940.71
0-0-4252.043	US TREASURY NOTE #2D1	-	223.06
0-0-4252.044	US TREASURY NOTE #G20	-	1,546.28
0-0-4252.045	US TREASURY NOTE #2G4	-	83.39
0-0-4252.046	US TREASURY NOTE #T34	-	244.78
0-0-4252.047	US TREASURY NOTE #T59	-	667.58
0-0-4252.048	US TREASURY NOTE #U24	-	6,577.17
0-0-4252.049	US TREASURY NOTE #T67	-	409.70
0-0-4252.050	US TREASURY NOTE #U99	-	4,991.37
0-0-4252.051	US TREASURY NOTE #U73	-	247.24
0-0-4252.052	US TREASURY NOTE #V56	-	895.03
0-0-4252.053	US TREASURY NOTE #W22	-	1,054.04
0-0-4252.054	US TREASURY NOTE #V72	-	567.94
0-0-4252.055	US TREASURY NOTE #V98	-	3,082.75
0-0-4252.056	US TREASURY NOTE #W48	-	34.35

(This statement is continued on the following pages.)

Lisle-Woodridge Firefighter's Pension Fund

Revenue Report (Continued)

For the Year Ended December 31, 2017

		<u>Current Month</u>	<u>Year to Date</u>
Income Fixed Income Securities (Continued)			
Income US Treasury Notes (Continued)			
0-0-4252.057	US TREASURY NOTE #W55 - PI	\$ -	\$ 52.54
0-0-4252.058	US TREASURY NOTE #W55 -BM	-	1,696.00
0-0-4252.059	US TREASURY NOTE #W30	-	5,017.84
0-0-4252.060	US TREASURY NOTE #L40	-	57.07
0-0-4252.061	US TREASURY NOTE #V64	(692.40)	220.20
0-0-4252.062	US TREASURY NOTE #W89	-	211.07
0-0-4252.063	US TREASURY NOTE #X47	-	141.64
0-0-4252.064	US TREASURY NOTE #XT2	-	111.48
0-0-4252.065	US TREASURY NOTE #XR6	-	2,670.48
0-0-4252.066	US TREASURY NOTE #X88	-	3,536.76
0-0-4252.067	US TREASURY NOTE #X96	-	1,933.29
0-0-4252.068	US TREASURY NOTE #XS4	1,365.56	14,468.57
0-0-4252.069	US TREASURY NOTE #X39	-	85.65
0-0-4252.070	US TREASURY NOTE #2P4	-	1,709.40
0-0-4252.071	US TREASURY NOTE #2R0	(67.87)	(598.63)
0-0-4252.072	US TREASURY NOTE #2J8	-	519.70
0-0-4252.073	US TREASURY NOTE #2V1	-	1,823.20
0-0-4252.074	US TREASURY NOTE #XT2	-	559.56
0-0-4252.075	US TREASURY NOTE #2L3	-	(256.22)
0-0-4252.076	US TREASURY NOTE #2Y5	-	(525.41)
0-0-4252.078	US TREASURY NOTE #3G3	-	(72.03)
0-0-4252.079	US TREASURY NOTE #L40	(287.29)	(287.29)
0-0-4252.080	US TREASURY NOTE #G38	(147.62)	(147.62)
0-0-4252.081	US TREASURY NOTE #3F5	(106.28)	(106.28)
0-0-4252.082	US TREASURY NOTE #3H1	(1,402.64)	(1,402.64)
	Total Income US Treasury Notes	(1,338.54)	95,396.48
Income US Treasury Bonds			
0-0-4255.001	US TREASURY BOND #PW2	-	15,871.47
0-0-4255.003	US TREASURY BOND #QD3	-	9,406.24
0-0-4255.004	US TREASURY BOND #QS0	776.49	2,726.08
0-0-4255.008	US TREASURY BOND #RT7	-	2,180.70
0-0-4255.009	US TREASURY BOND #RU4	-	909.59
0-0-4255.010	US TREASURY BOND #RX8	(89.09)	2,571.02
0-0-4255.011	US TREASURY BOND #RV2	-	4,508.64
0-0-4255.013	US TREASURY BOND #QA9	-	(334.78)
0-0-4255.014	US TREASURY BOND #RX8 -BM	-	3,380.55
0-0-4255.015	US TREASURY BOND #RY6	152.07	(2,964.85)
	Total Income US Treasury Bonds	839.47	38,254.66
Income FNMA Pool			
0-0-4262.002	FNMA PL 753098 #UX5	92.41	1,195.34
0-0-4262.003	FNMA PL 725946 #P79	201.65	2,691.33
0-0-4262.004	FNMA PL 799519 #G45	15.90	194.24
0-0-4262.005	FNMA PL 799695 #NL9	65.48	828.05
0-0-4262.006	FNMA PL 797665 #FE9	48.26	685.35
0-0-4262.007	FNMA PL 844386 #CX5	4.61	56.26
0-0-4262.008	FNMA PL 865200 #GH6	4.70	62.85
0-0-4262.009	FNMA PL 831541 #ZE9	31.97	444.98

(This statement is continued on the following pages.)

Lisle-Woodridge Firefighter's Pension Fund

Revenue Report (Continued)

For the Year Ended December 31, 2017

		<u>Current Month</u>	<u>Year to Date</u>
Income Fixed Income Securities (Continued)			
Income FNMA Pool (Continued)			
0-0-4262.010	FNMA PL 891601 #RW2	\$ 13.82	\$ 183.09
0-0-4262.011	FNMA PL 892239 #HQ4	30.74	373.24
0-0-4262.012	FNMA PL 893427 #SQ7	9.60	137.03
0-0-4262.013	FNMA PL 896535 #BC8	15.56	189.15
0-0-4262.014	FNMA PL 900883 #2Q8	85.80	1,127.66
0-0-4262.015	FNMA PL 937289 #XS0	28.37	386.36
0-0-4262.016	FNMA PL 940525 #LE9	2.73	37.51
0-0-4262.017	FNMA PL 949244 #BM8	14.53	199.34
0-0-4262.018	FNMA PL 966555 #H83	6.99	95.57
0-0-4262.019	FNMA PL 968585 #RE2	-	49.24
0-0-4262.020	FNMA PL 929301 #NS3	51.11	721.72
0-0-4262.021	FNMA PL 983077 #CN5	32.13	429.17
0-0-4262.022	FNMA PL 889409 #DN1	3.44	47.94
0-0-4262.023	FNMA PL 930871 #FLO	108.49	1,431.87
0-0-4262.024	FNMA PL AB9754 #ZU3	335.18	4,260.89
0-0-4262.025	FNMA PL AB9763 #ZS8	178.92	2,353.41
0-0-4262.026	FNMA PL AB9774 #ZG0	375.59	4,813.32
0-0-4262.027	FNMA PL AS2764 #CA9	532.69	7,027.80
0-0-4262.028	FNMA PL AY3728 #EA4	242.53	3,021.59
	Total Income FNMA Pool	2,533.20	33,044.30
Income FHLMC Pool			
0-0-4263.001	FHLMC PL C91820 #AV3	174.62	2,291.58
0-0-4263.002	FHLMC PL C91816 #AR2	344.49	4,493.68
0-0-4263.003	FHLMC PL A13570 #6F1	101.75	1,242.78
0-0-4263.004	FHLMC PL A23557 #5S9	682.00	8,398.63
0-0-4263.005	FHLMC PL G08008 #AJ9	5.97	77.47
0-0-4263.006	FHLMC PL A38978 #6P0	31.03	381.85
0-0-4263.007	FHLMC PL G08087 #CZ1	69.79	936.42
0-0-4263.008	FHLMC PL A51101 #GJ8	8.03	113.73
0-0-4263.009	FHLMC PL A54908 #NZ5	187.63	2,593.11
0-0-4263.010	FHLMC PL A54224 #VR6	2.59	40.07
0-0-4263.011	FHLMC PL A53752 #EZ7	185.00	2,248.91
0-0-4263.012	FHLMC PL A62706 #AF7	25.54	337.75
0-0-4263.013	FHLMC PL A64158 #TP2	11.23	143.81
0-0-4263.014	FHLMC PL A67491 #KC2	16.91	249.43
0-0-4263.015	FHLMC PL A69472 #QZ6	34.43	472.65
0-0-4263.016	FHLMC PL A75230 #Y33	28.26	407.36
0-0-4263.017	FHLMC PL G04176 #6M7	29.78	402.45
0-0-4263.018	FHLMC PL A77977 #2J6	24.87	311.52
0-0-4263.019	FHLMC PL G04816 #VH8	73.88	991.75
0-0-4263.020	FHLMC PL G05507 #NY8	51.29	680.02
0-0-4263.021	FHLMC PL G05518 #PB6	56.37	755.01
0-0-4263.022	FHLMC PL C09032 #A91	179.56	2,290.93
0-0-4263.023	FHLMC PL G08542 #S84	328.80	4,347.79
0-0-4263.024	FHLMC PL Q30081 #CT8	358.91	4,627.36
0-0-4263.025	FHLMC PL G08601 #U32	428.87	5,700.64
0-0-4263.026	FHLMC PL G08632 #V23	298.26	3,875.42
0-0-4263.027	FHLMC PL G08670 #W89	275.07	3,469.25
0-0-4263.031	FHLMC PL G08697 #X39	40.27	505.69

(This statement is continued on the following pages.)

Lisle-Woodridge Firefighter's Pension Fund

Revenue Report (Continued)

For the Year Ended December 31, 2017

		<u>Current Month</u>	<u>Year to Date</u>
Income Fixed Income Securities (Continued)			
Income FHLMC Pool (Continued)			
0-0-4263.032	FHLMC PL G08741 #ZF0	\$ 1,240.21	\$ 15,331.05
0-0-4263.033	FHLMC PL G08742 #ZG8	596.97	7,487.21
	Total Income FHLMC Pool	<u>5,892.38</u>	<u>75,205.32</u>
Income FFCB			
0-0-4284.001	FFCB #2K2	-	2,568.76
	Total Income FFCB	-	<u>2,568.76</u>
Income FHLMC			
0-0-4285.008	FHLMC TBA 3.5% #6B0	-	58.34
	Total Income FHLMC	-	<u>58.34</u>
Income FNMA Notes			
0-0-4287.004	FNMA NOTE #E33	-	2,980.31
0-0-4287.005	FNMA NOTE #G72	1,125.00	2,250.00
	Total Income FNMA Notes	<u>1,125.00</u>	<u>5,230.31</u>
Change in Accrued Interest Rec			
0-0-4295.001	CHANGE IN ACCR INTEREST REC	7,867.47	14,571.26
	Total Change in Accrued Interest Rec	<u>7,867.47</u>	<u>14,571.26</u>
Gains (Losses) on Securities			
0-0-4300.001	UNREALIZED GAIN (LOSS)	2,822.46	191,341.07
0-0-4400.001	GAIN (LOSS) - SALE OF SECURITY	(8,155.14)	(17,342.09)
	Total Gains (Losses) on Securities	<u>(5,332.68)</u>	<u>173,998.98</u>
	Total Income Fixed Income Securities	<u>27,642.89</u>	<u>754,126.49</u>
Income Equity Securities			
Income Stock Equities			
0-0-4450.001	DVD - UBS - RNC GENTER	12,498.00	81,842.01
0-0-4450.002	DVD - UBS - CHILTON	4,348.75	60,987.10
0-0-4450.003	DVD - UBS - STONEBRIDGE	12,437.09	107,430.12
	Total Income/Dividends Stock Equities	<u>29,283.84</u>	<u>250,259.23</u>
0-0-4460.001	G/L - UBS - RNC GENTER	169,025.23	389,084.07
0-0-4460.002	G/L - UBS - CHILTON	69,710.46	68,239.52
0-0-4460.003	G/L - UBS - STONEBRIDGE	(13,816.06)	70,021.66
	Total Income/Gain (Loss) Stock Equities	<u>224,919.63</u>	<u>527,345.25</u>
	Total Income Stock Equities	<u>254,203.47</u>	<u>777,604.48</u>

(This statement is continued on the following page.)

Lisle-Woodridge Firefighter's Pension Fund

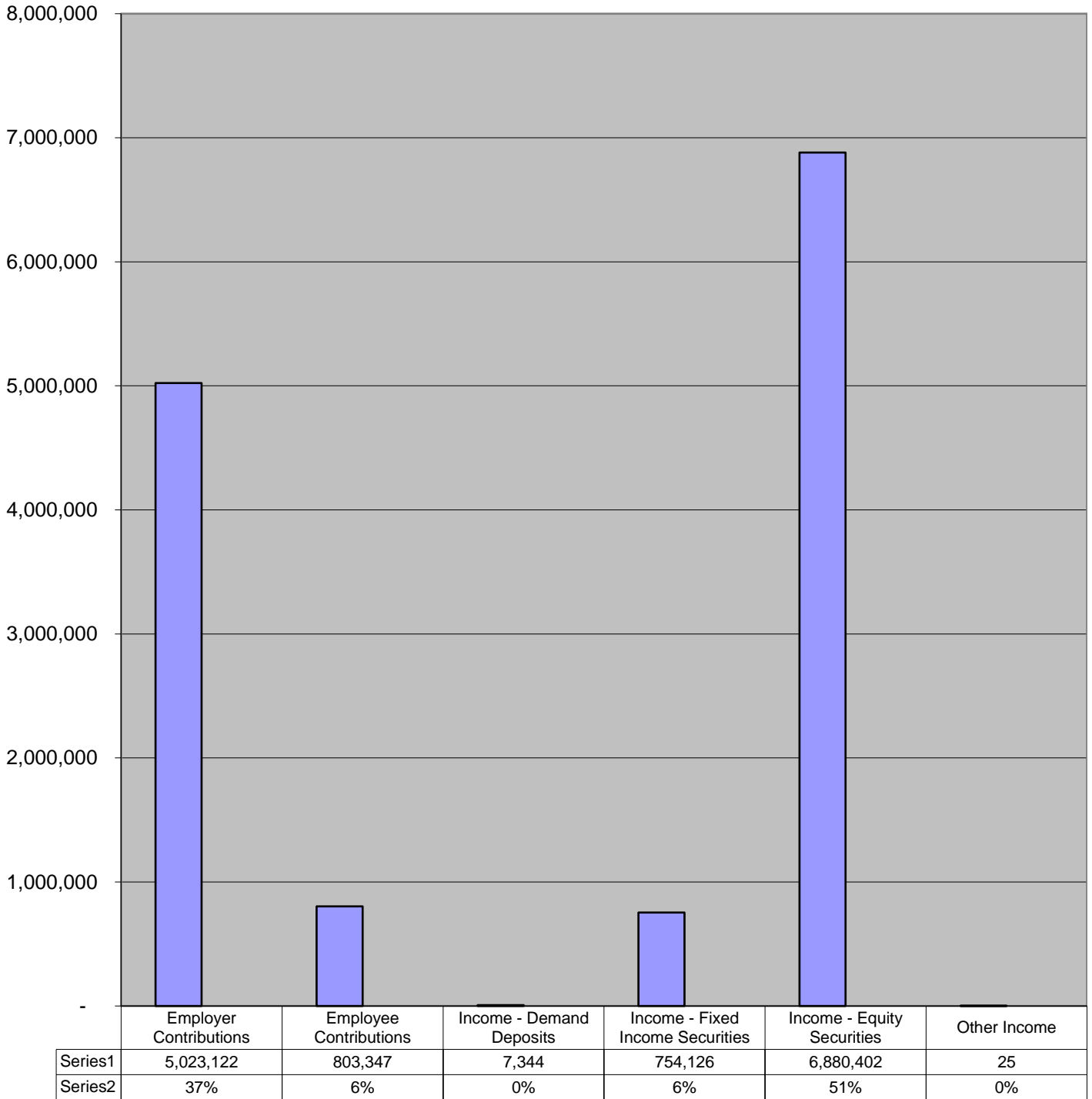
Revenue Report (Continued)

For the Year Ended December 31, 2017

		<u>Current Month</u>	<u>Year to Date</u>
Income Equity Securities (Continued)			
Income Mutual Funds			
0-0-4550.001	DVD - LAZARD EMERGING MKTS	\$ 43,694.84	\$ 57,507.35
0-0-4550.002	DVD - FMI COMMON STOCK	345,335.24	345,335.24
0-0-4550.003	DVD - INVESCO INTL GROWTH	103,462.37	103,462.37
0-0-4550.004	DVD - MFS INTL VALUE	94,919.98	94,919.98
0-0-4550.005	DVD - LOOMIS SAYLES GROWTH	79,706.05	79,706.05
0-0-4550.006	DVD - BLACKROCK STRATEGIC INC	10,744.38	102,642.77
0-0-4550.007	DVD - PIONEER STRATEGIC INC	7,983.80	96,602.69
0-0-4550.008	DVD - WELLS FARGO ABS RETURN	90,340.67	90,340.67
0-0-4550.009	DVD - SPDR BARCLAYS	0.00	36,533.81
0-0-4550.010	DVD - INVESCO S&P 500	115,749.61	115,749.61
0-0-4550.011	DVD - JP MORGAN FDS UNDIS MGRS BEHAV	116,058.65	116,058.65
0-0-4550.012	DVD - UNDISCOVERED MG BH VL SL	25,767.40	25,767.40
0-0-4550.013	DVD - ISHARES CORE EMERG MKTS	53,062.93	71,476.72
	Total Income/Dividends Mutual Funds	<u>1,086,825.92</u>	<u>1,336,103.31</u>
0-0-4560.001	G/L - LAZARD EMERGING MKTS	64,306.49	597,990.87
0-0-4560.002	G/L - FMI COMMON STOCK	(263,326.45)	42,869.68
0-0-4560.003	G/L - INVESCO INTL GROWTH	(39,219.21)	588,809.43
0-0-4560.004	G/L - MFS INTL VALUE	10,745.21	672,440.44
0-0-4560.005	G/L - LOOMIS SAYLES GROWTH	19,042.33	716,142.03
0-0-4560.006	G/L - BLACKROCK STRATEGIC INC	(3,019.63)	38,940.67
0-0-4560.007	G/L - PIONEER STRATEGIC INC	2,577.87	50,258.85
0-0-4560.008	G/L - WELLS FARGO ABS RETURN	(42,984.95)	372,866.97
0-0-4560.009	G/L - SPDR BARCLAYS	-	133,092.52
0-0-4560.010	G/L - INVESCO S&P 500	75,829.30	520,021.14
0-0-4560.011	G/L - JP MORGAN FDS UNDIS MGRS BEHAV	14,643.92	197,944.22
0-0-4560.012	G/L - UNDISCOVERED MG BH VL SL	3,276.44	40,609.95
0-0-4560.013	G/L - ISHARES CORE EMERG MKTS	62,502.83	794,707.86
	Total Income/Gain (Loss) Mutual Funds	<u>(95,625.85)</u>	<u>4,766,694.63</u>
Other Income			
0-0-4900.001	OTHER INCOME	-	25.00
	Total Other Income	<u>-</u>	<u>25.00</u>
	Total Income Mutual Funds	<u>991,200.07</u>	<u>6,102,797.94</u>
	Total Income Equity Securities	<u>1,245,403.54</u>	<u>6,880,402.42</u>
	Total Income Cash and Investments	<u>1,273,956.02</u>	<u>7,641,898.26</u>
TOTAL REVENUES		<u>\$ 1,817,489.23</u>	<u>\$ 13,468,367.59</u>

(See accountant's compilation report.)

**Lisle-Woodridge Firefighter's Pension Fund
Revenues
For the Year Ended December 31, 2017**



(See accountant's compilation report.)

Lisle-Woodridge Firefighter's Pension Fund

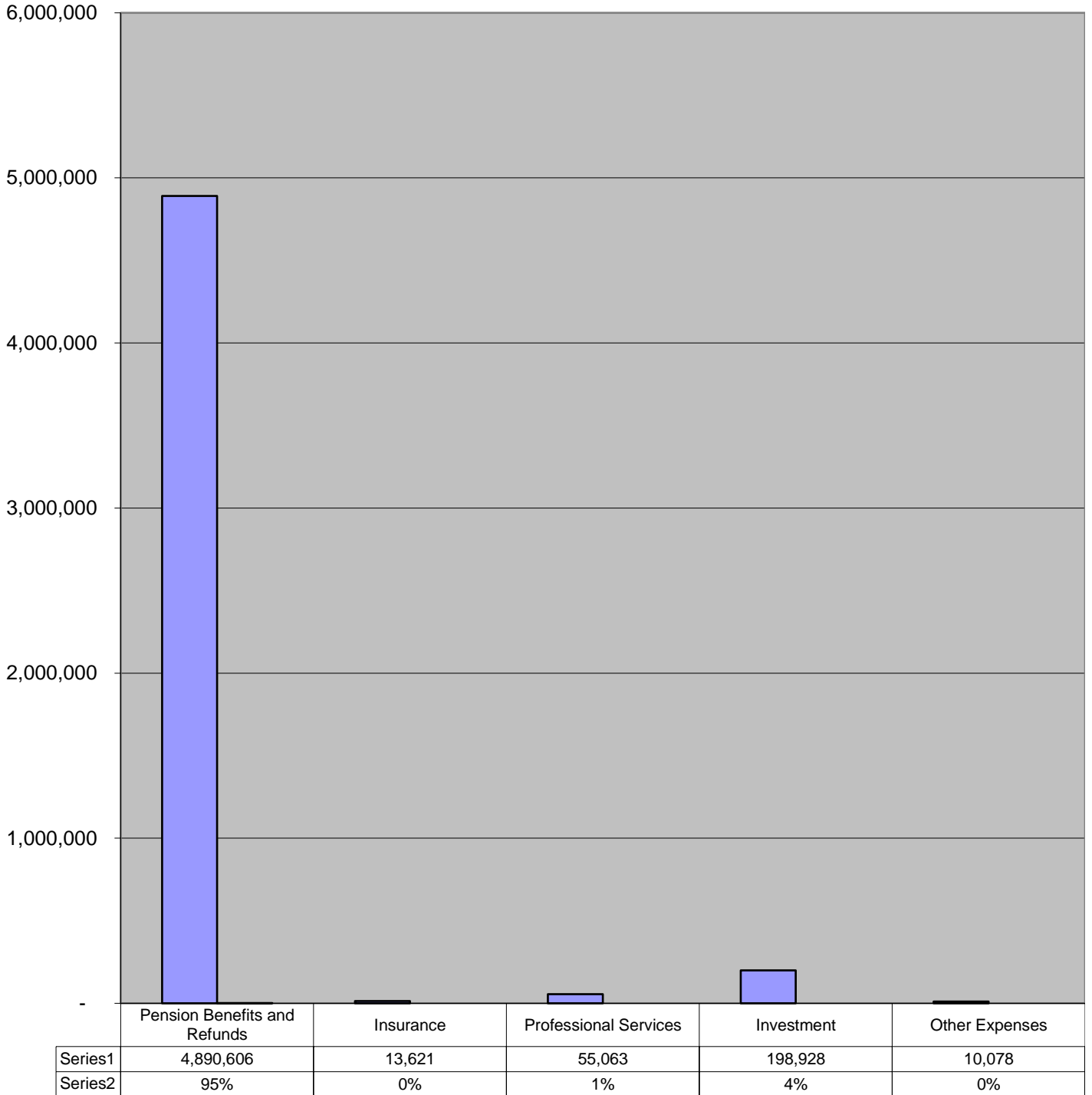
Expense Report

For the Year Ended December 31, 2017

		Current Month	Year to Date	FY17 Annual Budget
Expenses				
Administrative				
Pension Benefits and Refunds				
0-0-5020.000	SERVICE PENSIONS	\$ 375,330.94	\$ 4,397,255.20	\$ 4,251,700.00
0-0-5030.000	NON-DUTY DISABILITY PENSIONS	6,874.77	82,497.24	84,100.00
0-0-5040.000	DUTY DISABILITY PENSIONS	23,612.85	283,354.20	291,800.00
0-0-5050.000	OCCUPATIONAL DISEASE PENSIONS	8,359.58	100,314.96	103,300.00
0-0-5060.000	SURVIVING SPOUSE PENSIONS	2,156.35	25,876.20	25,900.00
0-0-5100.000	REFUND OF CONTRIBUTIONS	-	1,307.93	15,000.00
	Total Pension Benefit and Refunds	416,334.49	4,890,605.73	4,771,800.00
Insurance				
0-0-5150.001	FIDUCIARY INSURANCE	-	13,621.00	20,000.00
	Total Insurance	-	13,621.00	20,000.00
Professional Services				
0-0-5170.001	ACTUARIAL SERVICES	-	4,400.00	-
0-0-5170.002	AUDITING SERVICES	-	3,500.00	4,500.00
0-0-5170.003	ACCOUNTING & BOOKKEEPING SERV	2,055.00	23,290.00	18,200.00
0-0-5170.004	MEDICAL SERVICES	9,000.86	12,975.86	10,300.00
0-0-5170.005	LEGAL SERVICES	-	10,584.17	25,000.00
0-0-5170.006	PUBLIC STENOGRAPHER/CT REPORT	53.71	313.27	1,100.00
	Total Professional Services	11,109.57	55,063.30	59,100.00
Investment				
0-0-5190.001	INVESTMENT MGR/ADVISOR FEES	-	198,461.51	228,500.00
0-0-5190.004	SAFE DEPOSIT AND BANK FEES	43.00	466.00	500.00
	Total Investment	43.00	198,927.51	229,000.00
Other Expenses				
0-0-5290.025	CONFERENCE/SEMINAR FEES	-	550.00	6,200.00
0-0-5290.026	ASSOCIATION DUES	-	795.00	1,000.00
0-0-5290.27	TRAVEL EXPENSE	-	733.38	-
0-0-5290.028	POSTAGE EXPENSE	-	-	200.00
0-0-5290.030	SUPPLIES EXPENSE	-	-	1,400.00
0-0-5290.034	IDOI FILING EXPENSE	-	8,000.00	8,000.00
0-0-5290.035	OTHER EXPENSE	-	-	10,500.00
	Total Other Expenses	-	10,078.38	27,300.00
	Total Administrative	11,152.57	277,690.19	335,400.00
TOTAL EXPENSES		\$ 427,487.06	\$ 5,168,295.92	\$ 5,107,200.00

(See accountant's compilation report.)

**Lisle-Woodridge Firefighter's Pension Fund
Expenses
For The Year Ended December 31, 2017**



(See accountant's compilation report.)

Lisle-Woodridge Firefighter's Pension Fund
Summary of Property Tax Receipts through December 31, 2017
DuPage County and Will County

	<u>Total Property Taxes</u>
Fiscal Year Ending December 31, 2017	
Per Property Tax Remittances:	
Total DuPage County Collections	\$ 4,558,311.32
Total Will County Collections	<u>3,452.15</u>
Total Collections	<u><u>\$ 4,561,763.47</u></u>

(See accountant's compilation report.)

Lisle-Woodridge Firefighter's Pension Fund
Summary of Property Tax Receipts through December 31, 2017
DuPage County

Fiscal Year Ending December 31, 2017		2016 Taxes	2015 Taxes	2014 Taxes
1/10/2017	\$	-	\$ 128.95	\$ -
2/15/2017		-	10.20	9.26
5/31/2017		837,196.48	-	-
6/7/2017		730,209.01	-	-
6/14/2017		783,039.60	-	-
6/30/2017		43,450.33	-	-
7/11/2017		-	57.11	-
7/31/2017		55,655.47	-	-
8/31/2017		1,236,634.13	-	-
9/7/2017		278,885.94	-	-
9/15/2017		430,971.65	-	-
9/19/2017		-	-	-
9/29/2017		76,180.43	-	-
10/31/2017		42,267.36	-	-
11/30/2017		25,696.84	-	-
12/12/2017		-	143.02	130.44
12/21/2017		17,369.75	-	-
		<u>\$ 4,557,556.99</u>	<u>\$ 339.28</u>	<u>\$ 139.70</u>

Fiscal Year Ending December 31, 2016	2015 Taxes	2014 Taxes
	<u>\$ 4,083,978.00</u>	<u>\$ 10,153.45</u>

SUMMARY	2016 Taxes	2015 Taxes	2014 Taxes
TOTAL COLLECTED	<u>\$ 4,557,556.99</u>	<u>\$ 4,084,317.28</u>	<u>\$ 10,293.15</u>
TAX LEVIED	<u>\$ 4,596,387.82</u>	<u>\$ 4,097,019.02</u>	<u>*</u>
TAX EXTENDED	<u>\$ 4,565,043.84</u>	<u>\$ 4,090,999.18</u>	<u>*</u>
% COLLECTED	<u>99.84%</u>	<u>99.84%</u>	<u>*</u>
EXTENDED LESS COLLECTED	<u>\$ 7,486.85</u>	<u>\$ 6,681.90</u>	<u>*</u>

* Information is not available.

Lisle-Woodridge Firefighter's Pension Fund
Summary of Property Tax Receipts through December 31, 2017
Will County

	2016 Taxes	2015 Taxes	2014 Taxes
Fiscal Year Ending December 31, 2017			
12/18/2017	\$ 3,452.15	\$ -	\$ -
	\$ 3,452.15	\$ -	\$ -
		2015 Taxes	2014 Taxes
Fiscal Year Ending December 31, 2016		\$ 3,129.32	\$ 431.97
SUMMARY	2016 Taxes	2015 Taxes	2014 Taxes
TOTAL COLLECTED	\$ 3,452.15	\$ 3,129.32	\$ 431.97
TAX LEVIED	\$ 3,452.15	\$ 3,129.98	*
TAX EXTENDED	\$ 3,452.15	\$ 3,129.98	*
% COLLECTED	100.00%	99.98%	*
EXTENDED LESS COLLECTED	\$ -	\$ 0.66	*

* Information is not available.

(See accountant's compilation report.)

**Lisle-Woodridge Firefighter's Pension Fund Cash Projections FY2017
MB Financial Bank**

Starting Date 1/1/2017

	Beginning	Jan-17	Feb-17	Mar-17	Apr-17	May-17	Jun-17	Jul-17	Aug-17	Sep-17	Oct-17	Nov-17	Dec-17	Total
Cash on Hand (beginning of month)	34,042	34,042	33,374	39,270	67,844	65,132	54,780	45,355	46,213	73,552	58,683	47,830	43,891	
CASH RECEIVED														
Distribution Funding		345,000	345,000	345,000	345,000	345,000	345,000	345,000	345,000	345,000	350,000	350,000	380,000	4,185,000
Member Contributions		61,637	59,485	95,146	58,997	66,079	64,117	60,974	90,601	61,679	61,349	62,438	60,843	803,345
Other Misc		-	25	-	-	-	-	-	-	-	-	-	464,811	464,836
TOTAL CASH RECEIVED		406,637	404,510	440,146	403,997	411,079	409,117	405,974	435,601	406,679	411,349	412,438	905,654	5,453,181
Total Cash Available	34,042	440,679	437,884	479,416	471,841	476,211	463,897	451,329	481,814	480,231	470,032	460,268	949,545	
CASH PAID OUT														
Pension Payments		398,143	398,576	405,798	404,966	404,966	405,078	405,078	405,441	410,585	416,093	416,334	416,334	4,887,392
Pension Refunds		-	-	-	-	-	-	-	-	262	1,046	-	-	1,308
Other Expenses		9,162	38	5,774	1,743	16,465	13,464	38	2,821	10,701	5,063	43	5,950	71,262
Wire Transfers Out (In)		-	-	-	-	-	-	-	-	-	-	-	-	-
TOTAL CASH PAID OUT		407,305	398,614	411,572	406,709	421,431	418,542	405,116	408,262	421,548	422,202	416,377	422,284	4,959,962
Cash on Hand (end of month)	34,042	33,374	39,270	67,844	65,132	54,780	45,355	46,213	73,552	58,683	47,830	43,891	527,261	

** Amount estimated**

(See accountant's compilation report.)