

**LISLE-WOODRIDGE FIREFIGHTER'S PENSION FUND**

**ACCOUNTANT'S COMPILATION REPORT**

For the One Month Ended  
January 31, 2017



**LISLE-WOODRIDGE FIREFIGHTER’S PENSION FUND**  
**TABLE OF CONTENTS**

---

	<u>Page(s)</u>
ACCOUNTANT’S COMPILATION REPORT.....	1
<b>BASIC FINANCIAL STATEMENTS</b>	
Statement of Fiduciary Net Position.....	2
Statement of Changes in Fiduciary Net Position.....	3
<b>SUPPLEMENTARY INFORMATION</b>	
Balance Sheet.....	4-10
Cash and Investments Chart.....	11
Revenue Report.....	12-16
Revenues Chart.....	17
Expense Report.....	18
Expenses Chart.....	19
Property Tax Revenue Analysis.....	20-22
• DuPage County	
• Will County	
Cash Flow Projections Report FY2017.....	23



630.566.8400 // [www.sikich.com](http://www.sikich.com)

1415 W. Diehl Road, Suite 400  
Naperville, Illinois 60563

Certified Public Accountants & Advisors  
Members of American Institute of Certified Public Accountants

## ACCOUNTANT'S COMPILATION REPORT

The Honorable President  
Members of the Board of Trustees  
Lisle-Woodridge Firefighter's Pension Fund  
Lisle, Illinois 60532

Management is responsible for the accompanying statement of fiduciary net position of the Lisle-Woodridge Firefighter's Pension Fund, a pension trust fund of the Lisle-Woodridge Fire Protection District of Lisle, Illinois, as of January 31, 2017 and the related statement of changes in fiduciary net position for the one month ended January 31, 2017. We have performed a compilation engagement in accordance with Statements on Standards for Accounting and Review Services promulgated by the Accounting and Review Services Committee of the AICPA. We did not audit or review the financial statements nor were we required to perform any procedures to verify the accuracy or completeness of the information provided by management. Accordingly, we do not express an opinion, a conclusion, nor provide any form of assurance on these financial statements.

The accompanying supplementary information is presented for purposes of additional analysis and is not a required part of the basic financial statements. Such information is the responsibility of management. The supplementary information was subject to our compilation engagement. We have not audited or reviewed the supplementary information and do not express an opinion, a conclusion, nor provide any assurance on such supplementary information.

Management has elected to omit substantially all of the disclosures and required supplementary information required by accounting principles generally accepted in the United States of America. If the omitted disclosures were included in the financial statements, they might influence the user's conclusions about the Firefighter's Pension Fund's assets, liabilities, net position, additions and deductions. Accordingly, these financial statements are not designed for those who are not informed about such matters.

*Sikich LLP*

Naperville, Illinois  
February 8, 2017

## **BASIC FINANCIAL STATEMENTS**

**Lisle-Woodridge Firefighter's Pension Fund**

Statement of Fiduciary Net Position

January 31, 2017

---

**ASSETS**

Cash and Investments

Demand Deposits	\$	880,174.66
Corporate Bonds		8,119,773.15
US Treasury Notes		6,056,183.63
US Treasury Bonds		1,048,873.04
FNMA Pool		886,061.59
FHLMC Pool		2,122,831.41
FFCB Bonds		137,000.00
FNMA Notes		610,326.38
Unrealized Gains (Losses)		15,065.84
Stock Equities		5,774,879.29
Mutual Funds		33,532,257.09

Other Assets

Accrued Interest Receivable		<u>132,368.78</u>
-----------------------------	--	-------------------

Total Assets		59,315,794.86
--------------	--	---------------

**LIABILITIES**

None

-

**NET POSITION RESTRICTED FOR PENSIONS**

\$ 59,315,794.86

(See accountant's compilation report.)

**Lisle- Woodridge Firefighter's Pension Fund**  
Statement of Changes in Fiduciary Net Position  
For the One Month Ended January 31, 2017

**ADDITIONS**

Contributions		
Employer Contributions	\$	128.95
Employee Contributions		61,636.92
		61,636.92
Total Contributions		61,765.87
Investment Income		
Net Appreciations (Depreciation)		
in Fair Value of Investments		
Fixed Income Securities		(1,992.22)
Stock Equity		11,044.07
Mutual Funds		783,603.01
Interest		
Demand Deposits		213.60
Fixed Income Securities		48,538.66
Stock Equity		23,390.89
Mutual Funds		31,653.69
		31,653.69
Total Investment Income		896,451.70
Less Investment Expense		(40,874.03)
		(40,874.03)
Net Investment Income (Loss)		855,577.67
		855,577.67
Total Additions		917,343.54

**DEDUCTIONS**

Pension Benefits and Refunds		
Pension Benefits		398,143.30
Administrative Expenses		
Insurance		-
Professional Services		-
Other Expenses		795.00
		795.00
Total Deductions		398,938.30
Net Increase (Decrease)		518,405.24
Net Position Restricted for Pensions		
January 1		58,797,389.62
<b>End of Period</b>		\$ 59,315,794.86

(See accountant's compilation report.)

**SUPPLEMENTARY INFORMATION**

**Lisle-Woodridge Firefighter's Pension Fund**

Balance Sheet

January 31, 2017

---

**Demand Deposits**

0-0-1100.001	PETTY CASH	\$	100.00
0-0-1102.001	CK - MB FINANCIAL #4710000418		33,373.40
0-0-1105.001	UBS-EM22472 CASH		227,200.29
0-0-1105.002	UBS-EM22475 LAZARD		(1,187.69)
0-0-1105.003	UBS-EM22478 FMI		825.64
0-0-1105.004	UBS-EM22480 INVESCO		(1,405.35)
0-0-1105.005	UBS-EM22487 PACIFIC INCOME		101,040.27
0-0-1105.006	UBS-EM22500 RNC GENTER		134,565.10
0-0-1105.007	UBS-EM22958 MFS		(1,358.14)
0-0-1105.008	UBS-EM24449 BRADFORD		295,728.35
0-0-1105.009	UBS-EM24453 CHILTON		6,519.99
0-0-1105.010	UBS-EM24456 STONEBRIDGE		31,486.50
0-0-1105.011	UBS-EM24457 LOOMIS SAYLES		(1,102.71)
0-0-1105.012	UBS-EM24458 BLACKROCK		(1,396.84)
0-0-1105.013	UBS-EM24460 PIONEER INCOME		(1,090.75)
0-0-1105.014	UBS-EM24465 WELLS FARGO		(1,762.50)
0-0-1105.015	UBS-EM24466 BARCLAYS		26,837.57
0-0-1105.016	UBS-EM24468 INVESCO SP 500		(1,670.09)
0-0-1105.017	UBS-EM24469 JPMORGAN		198.93
0-0-1105.018	UBS-EM24478 ISHARES		33,272.69
			<hr/>
	Total Demand Deposits		880,174.66

**Corporate Bonds**

0-0-1151.002	REGIONS FINL CORP #AJ9		50,017.76
0-0-1151.003	FIFTH THIRD BANCORP #AD2		74,247.39
0-0-1151.004	STANLEY BLACK & DECKER #AB7		50,019.10
0-0-1151.005	ARES CAPITAL CORP #AN3		41,859.43
0-0-1151.006	SYNCHRONY FINL #AJ2		39,989.60
0-0-1151.008	RAYMOND JAMES #AB5		60,235.16
0-0-1151.012	AT&T INC #CL4		98,060.00
0-0-1151.014	PNC FUNDING CORP #BL6		92,777.70
0-0-1151.016	PRIVATE EXPT FDG #DV1		110,708.07
0-0-1151.017	FIDELITY NATL #AP1		44,941.05
0-0-1151.019	MEAD JOHNSON NUTRITION #AJ5		45,067.99
0-0-1151.021	STIFEL FINANCIAL #AE2		44,826.30
0-0-1151.030	TD AMERITRADE #AE8		51,058.85
0-0-1151.033	REGENCY ENERGY PARTNERS #AG3		62,309.94
0-0-1151.036	INTERPUB GROUP #BL3		104,914.24
0-0-1151.037	ESSEX PORTFOLIO LP #AN7		52,456.62
0-0-1151.038	NATIONAL RETAIL PROP #AG1		51,953.53
0-0-1151.046	CAPITAL ONE FINANCIAL #BJ3		69,925.80
0-0-1151.047	MORGAN STANLEY #7X1		48,675.61
0-0-1151.050	HAWAIIAN AIRLINES #AA5		85,524.13
0-0-1151.052	CBRE SERVICES INC #AD2		49,620.00
0-0-1151.053	CITIGROUP INC #JC6		71,133.01
0-0-1151.054	KILROY REALTY #AK8		52,170.91
0-0-1151.055	VERIZON COMM #CQ5		71,192.75
0-0-1151.061	GOLDMAN SACHS #AF3		24,837.50
0-0-1151.066	WELLS FARGO & CO #RN3		26,311.20

(This statement is continued on the following pages.)



**Lisle-Woodridge Firefighter's Pension Fund**

Balance Sheet (Continued)

January 31, 2017

**Corporate Bonds (Continued)**

0-0-1151.067	US BANCORP #AY2	\$	40,059.94
0-0-1151.068	US AIRWAYS #AA1		88,376.69
0-0-1151.075	WELLS FARGO & CO #FG0		79,516.44
0-0-1151.076	BAFC NTS #DX4		82,023.48
0-0-1151.079	DU PONT DE NEMOURS #BW8		85,270.28
0-0-1151.081	RPM INTL INC #AR4		83,772.74
0-0-1151.082	BOEING CAPITAL #AL8		83,338.31
0-0-1151.083	LABORATORY CORP #AR3 -PI		79,910.40
0-0-1151.085	EXELON CORP NTS #AH4		74,985.75
0-0-1151.086	BB&T CORP MED #AU7		74,958.00
0-0-1151.087	CARLISLE COS INC #AE0		81,483.66
0-0-1151.088	PROLOGIS LP #AY7		94,984.80
0-0-1151.089	TEXTRON INC #BT7		69,885.20
0-0-1151.091	GOLDMAN SACHS GROUP #GQ1		76,220.00
0-0-1151.092	OWENS & MINOR #AD4		79,631.20
0-0-1151.093	CITIGROUP INC #FT3		75,703.95
0-0-1151.094	J P MORGAN CHASE #JD3		101,309.51
0-0-1151.095	MICROSOFT CORP #BA1		79,861.60
0-0-1151.097	AMERICAN TOWER #AA8 -PI		80,529.93
0-0-1151.099	EASTMAN CHEMICAL #AN0		38,795.64
0-0-1151.100	AGILENT TECHNOLOGIES #AH4		77,403.20
0-0-1151.101	NBCUNIVERSAL MEDIA #AH3		74,721.20
0-0-1151.102	GATX CORP #AQ6		66,802.78
0-0-1151.105	STARBUCKS CORP #AD1		74,682.75
0-0-1151.106	MOSAIC CO #AC7		75,212.99
0-0-1151.107	STATOIL ASA #AK8		54,162.35
0-0-1151.108	FMC CORP NTS #AS4		74,880.00
0-0-1151.109	HOME DEPOT #BC5		74,610.75
0-0-1151.110	SIGNET UK FIN #AA1		74,699.25
0-0-1151.111	MONSANTO CO #AU5		72,874.50
0-0-1151.112	TYCO ELECTRONICS #AR8		74,710.50
0-0-1151.113	CADENCE DESIGN SYS #AL2		64,749.10
0-0-1151.115	ZIMMER HOLDINGS #AF9		79,812.00
0-0-1151.116	FISERV INC #AP3		74,949.75
0-0-1151.117	CVS CAREMARK CORP #CL2		60,175.03
0-0-1151.118	COCA COLA BOT #AK8 -PI		69,982.50
0-0-1151.119	WORTHINGTON INDUSTRIES #AE2		64,862.85
0-0-1151.120	AMER AIRLN 15-2 #AB2		78,107.73
0-0-1151.122	PARKER HANNIFIN #AM7		79,914.40
0-0-1151.124	DUKE ENERGY CAROLINAS #AE4		89,630.30
0-0-1151.125	STANLEY BLACK & DECKER #AA9		78,857.60
0-0-1151.126	GRAINGER W W INC #AB0		74,939.25
0-0-1151.127	BLACK HILLS #AK5		49,938.50
0-0-1151.128	ANHEUSER BUSCH #AN6		40,403.04
0-0-1151.141	TOTAL SYS SERVICES #AD1		54,876.80
0-0-1151.143	E TRADE #BL7		47,756.25
0-0-1151.145	SYSCO #BD8		50,072.20
0-0-1151.147	HANOVER INS. #AF2 BRADFORD		44,895.15
0-0-1151.148	TRI-STATE #AH1		42,005.27
0-0-1151.149	ONEOK PARTNERS #AL7		44,850.85

(This statement is continued on the following pages.)

**Lisle-Woodridge Firefighter's Pension Fund**

Balance Sheet (Continued)

January 31, 2017

**Corporate Bonds (Continued)**

0-0-1151.150	EQUIFAX #AK1	\$	69,966.40
0-0-1151.152	BRIXMOR OPERATING PART #AA1		44,279.08
0-0-1151.156	SOUTHERN CO NTS #CU9		54,953.25
0-0-1151.157	CVS HEALTH CORP #CT5		54,846.55
0-0-1151.158	COLUMBIA PIPELINE #AF6		47,562.75
0-0-1151.160	DOMINION RESOURCES #BU2		45,125.68
0-0-1151.164	UNDER ARMOUR #AA5		49,788.50
0-0-1151.167	PRUDENTIAL FIN #AK8		49,971.41
0-0-1151.169	NEW YORK & PRESBY #AD6		59,997.60
0-0-1151.170	MOLSON COORS BREWING #AH3		36,788.80
0-0-1151.171	ORACLE CORP #BJ3		59,989.20
0-0-1151.173	JPMORGAN CHASE & CO #NJ5		81,387.00
0-0-1151.176	JP MORGAN CHASE #KG3		85,000.00
0-0-1151.178	CELANESE US #AD6		71,752.55
0-0-1151.180	BK OF NY MELLON #AD5		89,843.40
0-0-1151.182	AIR LEASE CORP #AN4		58,906.91
0-0-1151.183	BUNGE LTD FIN #AX8		80,381.62
0-0-1151.184	ARCHER-DANIELS #BL5		80,550.09
0-0-1151.185	INTL PAPER CO #CP6		79,699.20
0-0-1151.186	VALERO ENERGY CORP #AU4		34,879.25
0-0-1151.187	THERMO FISHER SCIENTIFIC #BR2		44,454.15
0-0-1151.189	KITE REALTY #AA1		64,739.35
0-0-1151.190	GOLDMAN SACHS #AG5		44,953.65
0-0-1151.191	FLOWERS FOODS #AB7		74,716.25
0-0-1151.192	CABOT CORP #AK7		79,879.20
0-0-1151.193	INGREDION INC #AB8 - PI		79,965.60
0-0-1151.194	SHIRE ACQ INV IRELAND #AB5		80,304.80
0-0-1151.196	PHILLIPS 66 PARTNERS #AE8		24,825.77
0-0-1151.198	AMERICAN TOWER CORP #AD2		56,798.44
0-0-1151.200	SEMPRA ENERGY #AZ2		94,903.10
0-0-1151.201	XYLEM INC B/E #AJ9		79,835.20
0-0-1151.202	ERP OPERATING LP B/E #BF9		79,472.80
0-0-1151.205	KINDER MORGAN ENERGY #BS4		76,978.50
0-0-1151.206	BUCKEYE PARTNERS #AQ4		24,911.00
0-0-1151.207	OCCIDENTAL PETROLEUM #CM5		54,768.45
0-0-1151.210	GOLDMAN SACHS GROUP INC #AH3		24,935.25
0-0-1151.211	HOLLYFRONTIER CORP #AA6		55,054.00
0-0-1151.212	MPLX LP #AC4		57,235.75
0-0-1151.213	ABBOTT LABS #BF6 BRADFORD		54,590.80
0-0-1151.214	BROADRIDGE FINANCIAL #AC7 PACIFIC INCOME		79,671.20
0-0-1151.215	ABBOTT LABS #BF6 PACIFIC INCOME		79,404.80
0-0-1151.216	HANOVER INS. #AF2 PACIFIC INCOME		69,836.90
0-0-1151.217	VALERO ENERGY PARTNERS #AA0		50,013.10
0-0-1151.218	EPR PROPERTIES #AC3		49,214.50
0-0-1151.219	UNITE 2014-2 #AA4		82,255.35
0-0-1151.220	UNUM GROUP #AK2		25,075.25
0-0-1151.221	TRANSATLANTIC HLDGS #AB0		31,508.25
0-0-1151.222	SMITHFIELD FOODS INC #AV0		52,812.50

(This statement is continued on the following pages.)

**Lisle-Woodridge Firefighter's Pension Fund**

Balance Sheet (Continued)

January 31, 2017

---

**Corporate Bonds (Continued)**

0-0-1151.223	BANK OF AMER CORP #GE3	\$	40,000.00
0-0-1151.224	WELLS FARGO & CO #SK8		60,000.00
	Total Corporate Bonds		<u>8,119,773.15</u>

**US Treasury Notes**

0-0-1252.006	US TREASURY NOTE #SD3		285,015.37
0-0-1252.007	US TREASURY NOTE #UN8		413,024.17
0-0-1252.019	US TREASURY NOTE #NT3		15,805.13
0-0-1252.020	US TREASURY NOTE #P46 - PI		793,304.81
0-0-1252.036	US TREASURY NOTE #NA4		524,569.96
0-0-1252.040	US TREASURY NOTE #S76		139,778.43
0-0-1252.042	US TREASURY NOTE #2F6		179,555.60
0-0-1252.043	US TREASURY NOTE #2D1		29,878.09
0-0-1252.044	US TREASURY NOTE #G20		402,223.83
0-0-1252.046	US TREASURY NOTE #T34		54,694.92
0-0-1252.048	US TREASURY NOTE #U24		856,257.15
0-0-1252.049	US TREASURY NOTE #T67		102,900.00
0-0-1252.050	US TREASURY NOTE #U99		1,475,979.49
0-0-1252.051	US TREASURY NOTE #U73		383,962.30
0-0-1252.052	US TREASURY NOTE #V56		399,234.38
	Total US Treasury Notes		<u>6,056,183.63</u>

**US Treasury Bonds**

0-0-1255.001	US TREASURY BOND #PW2		539,515.18
0-0-1255.003	US TREASURY BOND #QD3		207,417.07
0-0-1255.004	US TREASURY BOND #QS0		36,120.33
0-0-1255.008	US TREASURY BOND #RT7		265,820.46
	Total US Treasury Bonds		<u>1,048,873.04</u>

**FNMA Pool**

0-0-1262.002	FNMA PL 753098 #UX5		21,874.86
0-0-1262.003	FNMA PL 725946 #P79		53,807.13
0-0-1262.004	FNMA PL 799519 #G45		3,595.82
0-0-1262.005	FNMA PL 799695 #NL9		15,941.48
0-0-1262.006	FNMA PL 797665 #FE9		12,479.90
0-0-1262.007	FNMA PL 844386 #CX5		945.14
0-0-1262.008	FNMA PL 865200 #GH6		1,201.59
0-0-1262.009	FNMA PL 831541 #ZE9		8,130.14
0-0-1262.010	FNMA PL 891601 #RW2		3,329.97
0-0-1262.011	FNMA PL 892239 #HQ4		5,809.73
0-0-1262.012	FNMA PL 893427 #SQ7		2,429.23
0-0-1262.013	FNMA PL 896535 #BC8		3,187.55
0-0-1262.014	FNMA PL 900883 #2Q8		19,763.50
0-0-1262.015	FNMA PL 937289 #XS0		7,209.34
0-0-1262.016	FNMA PL 940525 #LE9		700.94
0-0-1262.017	FNMA PL 949244 #BM8		3,771.85

(This statement is continued on the following pages.)

**Lisle-Woodridge Firefighter's Pension Fund**

Balance Sheet (Continued)

January 31, 2017

---

**FNMA Pool (Continued)**

0-0-1262.018	FNMA PL 966555 #H83	\$ 1,562.03
0-0-1262.019	FNMA PL 968585 #RE2	2,450.27
0-0-1262.020	FNMA PL 929301 #NS3	17,250.48
0-0-1262.021	FNMA PL 983077 #CN5	10,016.58
0-0-1262.022	FNMA PL 889409 #DN1	935.15
0-0-1262.023	FNMA PL 930871 #FL0	33,779.03
0-0-1262.024	FNMA PL AB9754 #ZU3	125,446.43
0-0-1262.025	FNMA PL AB9763 #Z58	70,927.46
0-0-1262.026	FNMA PL AB9774 #2G0	142,177.39
0-0-1262.027	FNMA PL AS2764 #CA9	212,779.47
0-0-1262.028	FNMA PL AY3728 #EA4	104,559.13

Total FNMA Pool 886,061.59

**FHLMC Pool**

0-0-1263.001	FHLMC PL C91820 #AV3	73,956.44
0-0-1263.002	FHLMC PL C91816 #AR2	144,712.24
0-0-1263.003	FHLMC PL A13570 #6F1	21,781.33
0-0-1263.004	FHLMC PL A23557 #5S9	139,067.70
0-0-1263.005	FHLMC PL G08008 #AJ9	1,310.62
0-0-1263.006	FHLMC PL A38978 #6P0	6,667.90
0-0-1263.007	FHLMC PL G08087 #CZ1	16,854.80
0-0-1263.008	FHLMC PL A51101 #GJ8	1,964.05
0-0-1263.009	FHLMC PL A54908 #NZ5	43,917.95
0-0-1263.010	FHLMC PL A54224 #VR6	691.23
0-0-1263.011	FHLMC PL A53752 #EZ7	39,828.06
0-0-1263.012	FHLMC PL A62706 #AF7	6,552.90
0-0-1263.013	FHLMC PL A64158 #TP2	2,595.06
0-0-1263.014	FHLMC PL A67491 #KC2	4,540.63
0-0-1263.015	FHLMC PL A69472 #QZ6	10,965.93
0-0-1263.016	FHLMC PL A75230 #Y33	10,054.93
0-0-1263.017	FHLMC PL G04176 #6M7	8,178.12
0-0-1263.018	FHLMC PL A77977 #2J6	5,437.32
0-0-1263.019	FHLMC PL G04816 #VH8	23,476.02
0-0-1263.020	FHLMC PL G05507 #NY8	15,918.02
0-0-1263.021	FHLMC PL G05518 #PB6	17,647.13
0-0-1263.022	FHLMC PL C09032 #A91	67,253.78
0-0-1263.023	FHLMC PL G08542 #S84	127,153.10
0-0-1263.024	FHLMC PL Q30081 #CT8	144,672.54
0-0-1263.025	FHLMC PL G08601 #U32	168,380.17
0-0-1263.026	FHLMC PL G08632 #V23	120,962.74
0-0-1263.027	FHLMC PL G08670 #W89	120,415.95
0-0-1263.031	FHLMC PL G08697 #X39	17,812.07
0-0-1263.032	FHLMC PL G08741 #ZF0	534,735.23
0-0-1263.033	FHLMC PL G08742 #ZG8	225,327.45

Total FHLMC Pool 2,122,831.41

(This statement is continued on the following pages.)

**Lisle-Woodridge Firefighter's Pension Fund**

Balance Sheet (Continued)

January 31, 2017

---

<b>FFCB Bonds</b>		
0-0-1284.001	FFCB # 2K2	\$ 137,000.00
	Total FFCB Bonds	<u>137,000.00</u>
<b>FNMA Notes</b>		
0-0-1287.002	FNMA NOTE #RC5	171,194.26
0-0-1287.004	FNMA NOTE #E33	240,790.92
0-0-1287.005	FNMA NOTE #G72	198,341.20
	Total FNMA Notes	<u>610,326.38</u>
<b>Unrealized Gains (Losses)</b>		
0-0-1300.001	UNREALIZED GAINS (LOSSES)	<u>15,065.84</u>
	Total Unrealized Gains (Losses)	<u>15,065.84</u>
<b>Stock Equities</b>		
0-0-1450.001	UBS - RNC GENTER	2,419,723.58
0-0-1450.002	UBS - CHILTON	1,590,857.95
0-0-1450.003	UBS - STONEBRIDGE	1,764,297.76
	Total Stock Equities	<u>5,774,879.29</u>
<b>Mutual Funds</b>		
0-0-1550.001	LAZARD EMERGING MKTS	2,602,084.51
0-0-1550.002	FMI COMMON STOCK	2,749,833.26
0-0-1550.003	INVESCO INTL GROWTH	3,045,691.35
0-0-1550.004	MFS INTL VALUE	2,823,973.64
0-0-1550.005	LOOMIS SAYLES GROWTH	2,368,495.28
0-0-1550.006	BLACKROCK STRATEGIC INC	2,933,985.10
0-0-1550.007	PIONEER STRATEGIC INC	2,664,126.58
0-0-1550.008	WELLS FARGO ABS RETURN	3,755,848.41
0-0-1550.009	SPDR BARCLAYS	1,664,544.16
0-0-1550.010	INVESCO S&P 500	3,558,858.90
0-0-1550.011	JP MORGAN FDS UNDIS MGRS BEHAV	2,365,103.76
0-0-1550.012	UNDISCOVERED MG BH VL SL	378,054.14
0-0-1550.013	ISHARES CORE EMERG MKTS	2,621,658.00
	Total Mutual Funds	<u>33,532,257.09</u>
<b>Other Assets</b>		
0-0-1900.000	ACCRUED INTEREST RECEIVABLE	<u>132,368.78</u>
	Total Other Assets	<u>132,368.78</u>
<b>TOTAL ASSETS</b>		<u>\$ 59,315,794.86</u>

(This statement is continued on the following page.)

**Lisle-Woodridge Firefighter's Pension Fund**

Balance Sheet (Continued)

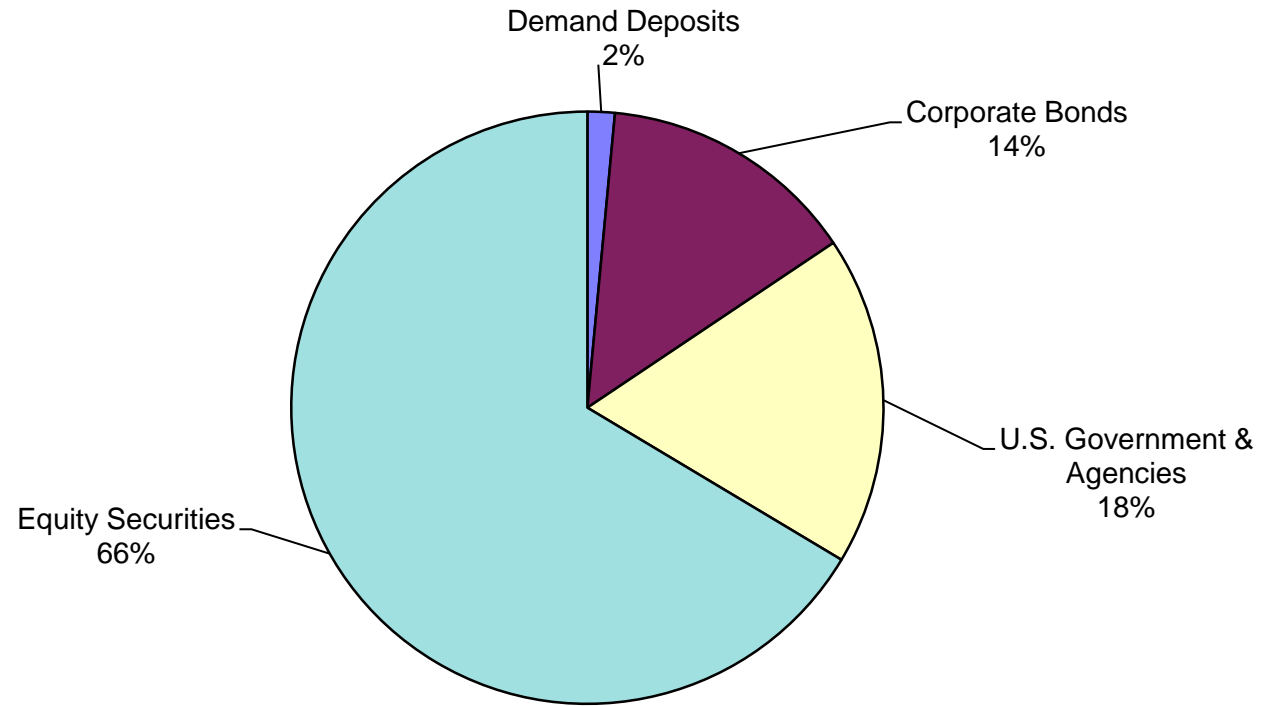
January 31, 2017

---

<b>LIABILITIES</b>		
0-0-2110.000	Accounts Payable	\$ -
	Total Liabilities	<u>-</u>
Fund Balance		
0-0-3000.001	FUND BALANCE	<u>59,315,794.86</u>
<b>TOTAL LIABILITIES AND FUND BALANCE</b>		<u>\$ 59,315,794.86</u>

(See accountant's compilation report.)

**Lisle-Woodridge Firefighter's Pension Fund  
Cash and Investments  
January 31, 2017**



(See accountant's compilation report.)

**Lisle-Woodridge Firefighter's Pension Fund**  
Revenue Report  
For the One Month Ended January 31, 2017

		<u>Current Month</u>	<u>Year to Date</u>
<b>Revenues</b>			
<b>Employer and Member Contributions</b>			
<b>Employer Contributions</b>			
0-0-4000.000	CURRENT TAX	\$ 128.95	\$ 128.95
	Total Employer Contributions	<u>128.95</u>	<u>128.95</u>
<b>Employee Contributions</b>			
0-0-4050.000	CONTRIBUTIONS - CURRENT YEAR	<u>61,636.92</u>	<u>61,636.92</u>
	Total Employee Contributions	<u>61,636.92</u>	<u>61,636.92</u>
	Total Employer and Employee Contributions	<u>61,765.87</u>	<u>61,765.87</u>
<b>Income Cash and Investments</b>			
<b>Interest Demand Deposits</b>			
0-0-4105.001	UBS-EM22472 CASH	179.90	179.90
0-0-4105.003	UBS-EM22478 FMI	0.10	0.10
0-0-4105.005	UBS-EM22487 PACIFIC INCOME	9.88	9.88
0-0-4105.006	UBS-EM22500 RNC GENTER	2.84	2.84
0-0-4105.007	UBS-EM22958 MFS	-	-
0-0-4105.008	UBS-EM24449 BRADFORD	17.19	17.19
0-0-4105.009	UBS-EM24453 CHILTON	0.27	0.27
0-0-4105.010	UBS-EM24456 STONEBRIDGE	2.64	2.64
0-0-4105.011	UBS-EM24457 LOOMIS SAYLES	-	-
0-0-4105.015	UBS-EM24466 BARCLAYS	0.47	0.47
0-0-4105.017	UBS-EM24469 JPMORGAN	0.03	0.03
0-0-4105.018	UBS-EM24478 ISHARES	0.28	0.28
	Total Interest Demand Deposits	<u>213.60</u>	<u>213.60</u>
<b>Income Fixed Income Securities</b>			
<b>Income Corporate Bonds</b>			
0-0-4151.006	SYNCHRONY FINL #AJ2	520.00	520.00
0-0-4151.050	HAWAIIAN AIRLINES #AA5	1,691.19	1,691.19
0-0-4151.067	US BANCORP #AY2	1,025.00	1,025.00
0-0-4151.075	WELLS FARGO & CO #FG0	600.00	600.00
0-0-4151.091	GOLDMAN SACHS GROUP #GQ1	2,100.00	2,100.00
0-0-4151.093	CITIGROUP INC #FT3	1,687.50	1,687.50
0-0-4151.094	J P MORGAN CHASE #JD3	2,250.00	2,250.00
0-0-4151.101	NBCUNIVERSAL MEDIA #AH3	1,150.00	1,150.00
0-0-4151.107	STATOIL ASA #AK8	728.75	728.75
0-0-4151.111	MONSANTO CO #AU5	1,265.63	1,265.63
0-0-4151.117	CVS CAREMARK CORP #CL2	1,201.25	1,201.25
0-0-4151.127	BLACK HILLS #AK5	625.00	625.00
0-0-4151.140	BERKSHIRE HATHAWAY #BS6	454.86	454.86
0-0-4151.156	SOUTHERN CO NTS #CU9	978.01	978.01
0-0-4151.160	DOMINION RESOURCES #BU2	666.45	666.45
0-0-4151.163	AETNA INC #AY4	217.81	217.81
0-0-4151.170	MOLSON COORS BREWING #AH3	877.33	877.33

(This statement is continued on the following pages.)



**Lisle-Woodridge Firefighter's Pension Fund**  
Revenue Report  
For the One Month Ended January 31, 2017

		<u>Current Month</u>	<u>Year to Date</u>
<b>Income Fixed Income Securities</b>			
<b>Income Corporate Bonds</b>			
0-0-4151.171	ORACLE CORP #BJ3	\$ 1,253.33	\$ 1,253.33
0-0-4151.175	APPLE #CD0	1,220.24	1,220.24
0-0-4151.197	BANK OF AMER CORP #FZ7	433.16	433.16
0-0-4151.199	WELLS FARGO & CO #SH5	283.33	283.33
0-0-4151.204	UNITED TECHNOLOGIES CORP #CH0	181.08	181.08
0-0-4151.208	AFLAC INC #AF9	346.15	346.15
0-0-4151.209	ABBVIE INC #AS8	710.22	710.22
0-0-4151.222	SMITHFIELD FOODS INC #AV0	(1,334.20)	(1,334.20)
	Total Income Corporate Bonds	<u>21,132.09</u>	<u>21,132.09</u>
<b>Income US Treasury Notes</b>			
0-0-4252.006	US TREASURY NOTE #SD3	1,781.25	1,781.25
0-0-4252.036	US TREASURY NOTE #NA4	(1,440.35)	(1,440.35)
0-0-4252.038	US TREASURY NOTE #2C3	4,690.19	4,690.19
0-0-4252.040	US TREASURY NOTE #S76	787.50	787.50
0-0-4252.041	US TREASURY NOTE #2B5	1,911.58	1,911.58
0-0-4252.045	US TREASURY NOTE #2G4	83.39	83.39
0-0-4252.047	US TREASURY NOTE #T59	667.58	667.58
0-0-4252.048	US TREASURY NOTE #U24	(642.32)	(642.32)
0-0-4252.050	US TREASURY NOTE #U99	(509.32)	(509.32)
0-0-4252.051	US TREASURY NOTE #U73	(683.53)	(683.53)
	Total Income US Treasury Notes	<u>6,645.97</u>	<u>6,645.97</u>
<b>Income US Treasury Bonds</b>			
0-0-4255.008	US TREASURY BOND #RT7	(1,844.94)	(1,844.94)
	Total Income US Treasury Bonds	<u>(1,844.94)</u>	<u>(1,844.94)</u>
<b>Income FNMA Pool</b>			
0-0-4262.002	FNMA PL 753098 #UX5	106.90	106.90
0-0-4262.003	FNMA PL 725946 #P79	249.54	249.54
0-0-4262.004	FNMA PL 799519 #G45	16.44	16.44
0-0-4262.005	FNMA PL 799695 #NL9	77.58	77.58
0-0-4262.006	FNMA PL 797665 #FE9	61.99	61.99
0-0-4262.007	FNMA PL 844386 #CX5	4.76	4.76
0-0-4262.008	FNMA PL 865200 #GH6	5.59	5.59
0-0-4262.009	FNMA PL 831541 #ZE9	42.95	42.95
0-0-4262.010	FNMA PL 891601 #RW2	16.93	16.93
0-0-4262.011	FNMA PL 892239 #HQ4	31.46	31.46
0-0-4262.012	FNMA PL 893427 #SQ7	12.17	12.17
0-0-4262.013	FNMA PL 896535 #BC8	15.96	15.96
0-0-4262.014	FNMA PL 900883 #2Q8	100.17	100.17
0-0-4262.015	FNMA PL 937289 #XS0	36.78	36.78
0-0-4262.016	FNMA PL 940525 #LE9	3.57	3.57
0-0-4262.017	FNMA PL 949244 #BM8	18.37	18.37
0-0-4262.018	FNMA PL 966555 #H83	8.14	8.14

(This statement is continued on the following pages.)

**Lisle-Woodridge Firefighter's Pension Fund**  
 Revenue Report  
 For the One Month Ended January 31, 2017

		<u>Current Month</u>	<u>Year to Date</u>
<b>Income Fixed Income Securities (Continued)</b>			
<b>Income FNMA Pool (Continued)</b>			
0-0-4262.019	FNMA PL 968585 #RE2	\$ 12.34	\$ 12.34
0-0-4262.020	FNMA PL 929301 #NS3	69.71	69.71
0-0-4262.021	FNMA PL 983077 #CN5	39.73	39.73
0-0-4262.022	FNMA PL 889409 #DN1	4.79	4.79
0-0-4262.023	FNMA PL 930871 #FL0	131.94	131.94
0-0-4262.024	FNMA PL AB9754 #ZU3	378.17	378.17
0-0-4262.025	FNMA PL AB9763 #Z58	212.19	212.19
0-0-4262.026	FNMA PL AB9774 #2G0	425.62	425.62
0-0-4262.027	FNMA PL AS2764 #CA9	663.36	663.36
0-0-4262.028	FNMA PL AY3728 #EA4	262.72	262.72
Total Income FNMA Pool		<u>3,009.87</u>	<u>3,009.87</u>
<b>Income FHLMC Pool</b>			
0-0-4263.001	FHLMC PL C91820 #AV3	206.40	206.40
0-0-4263.002	FHLMC PL C91816 #AR2	401.91	401.91
0-0-4263.003	FHLMC PL A13570 #6F1	105.35	105.35
0-0-4263.004	FHLMC PL A23557 #5S9	717.44	717.44
0-0-4263.005	FHLMC PL G08008 #AJ9	6.96	6.96
0-0-4263.006	FHLMC PL A38978 #6P0	32.60	32.60
0-0-4263.007	FHLMC PL G08087 #CZ1	84.10	84.10
0-0-4263.008	FHLMC PL A51101 #GJ8	9.72	9.72
0-0-4263.009	FHLMC PL A54908 #NZ5	231.70	231.70
0-0-4263.010	FHLMC PL A54224 #VR6	3.44	3.44
0-0-4263.011	FHLMC PL A53752 #EZ7	189.78	189.78
0-0-4263.012	FHLMC PL A62706 #AF7	34.31	34.31
0-0-4263.013	FHLMC PL A64158 #TP2	13.00	13.00
0-0-4263.014	FHLMC PL A67491 #KC2	24.09	24.09
0-0-4263.015	FHLMC PL A69472 #QZ6	53.56	53.56
0-0-4263.016	FHLMC PL A75230 #Y33	40.99	40.99
0-0-4263.017	FHLMC PL G04176 #6M7	37.96	37.96
0-0-4263.018	FHLMC PL A77977 #2J6	28.67	28.67
0-0-4263.019	FHLMC PL G04816 #VH8	93.27	93.27
0-0-4263.020	FHLMC PL G05507 #NY8	63.51	63.51
0-0-4263.021	FHLMC PL G05518 #PB6	70.46	70.46
0-0-4263.022	FHLMC PL C09032 #A91	201.96	201.96
0-0-4263.023	FHLMC PL G08542 #S84	399.73	399.73
0-0-4263.024	FHLMC PL Q30081 #CT8	408.88	408.88
0-0-4263.025	FHLMC PL G08601 #U32	527.47	527.47
0-0-4263.026	FHLMC PL G08632 #V23	346.85	346.85
0-0-4263.027	FHLMC PL G08670 #W89	301.93	301.93
0-0-4263.031	FHLMC PL G08697 #X39	43.78	43.78
0-0-4263.032	FHLMC PL G08741 #ZF0	1,306.23	1,306.23
0-0-4263.033	FHLMC PL G08742 #ZG8	641.67	641.67
Total Income FHLMC Pool		<u>6,627.72</u>	<u>6,627.72</u>

(This statement is continued on the following pages.)

**Lisle-Woodridge Firefighter's Pension Fund**  
Revenue Report  
For the One Month Ended January 31, 2017

		<u>Current Month</u>	<u>Year to Date</u>
<b>Income Fixed Income Securities (Continued)</b>			
<b>Income FNMA Notes</b>			
0-0-4287.004	FNMA NOTE #E33	\$ 1,350.00	\$ 1,350.00
	Total Income FNMA Notes	<u>1,350.00</u>	<u>1,350.00</u>
<b>Change in Accrued Interest Rec</b>			
0-0-4295.001	CHANGE IN ACCR INTEREST REC	<u>11,617.95</u>	<u>11,617.95</u>
	Total Change in Accrued Interest Rec	<u>11,617.95</u>	<u>11,617.95</u>
<b>Gains (Losses) on Securities</b>			
0-0-4300.001	UNREALIZED GAIN (LOSS)	25,009.73	25,009.73
0-0-4400.001	GAIN (LOSS) - SALE OF SECURITY	<u>(27,001.95)</u>	<u>(27,001.95)</u>
	Total Gains (Losses) on Securities	<u>(1,992.22)</u>	<u>(1,992.22)</u>
	Total Income Fixed Income Securities	<u>46,546.44</u>	<u>46,546.44</u>
<b>Income Equity Securities</b>			
<b>Income Stock Equities</b>			
0-0-4450.001	DVD - UBS - RNC GENTER	4,363.63	4,363.63
0-0-4450.002	DVD - UBS - CHILTON	10,772.63	10,772.63
0-0-4450.003	DVD - UBS - STONEBRIDGE	<u>8,254.63</u>	<u>8,254.63</u>
	Total Income/Dividends Stock Equities	<u>23,390.89</u>	<u>23,390.89</u>
0-0-4460.001	G/L - UBS - RNC GENTER	(21,455.26)	(21,455.26)
0-0-4460.002	G/L - UBS - CHILTON	(8,966.49)	(8,966.49)
0-0-4460.003	G/L - UBS - STONEBRIDGE	<u>41,465.82</u>	<u>41,465.82</u>
	Total Income/Gain (Loss) Stock Equities	<u>11,044.07</u>	<u>11,044.07</u>
	Total Income Stock Equities	<u>34,434.96</u>	<u>34,434.96</u>
<b>Income Mutual Funds</b>			
0-0-4550.006	DVD - BLACKROCK STRATEGIC INC	7,297.93	7,297.93
0-0-4550.007	DVD - PIONEER STRATEGIC INC	8,139.60	8,139.60
0-0-4550.009	DVD - SPDR BARCLAYS	<u>16,216.16</u>	<u>16,216.16</u>
	Total Income/Dividends Mutual Funds	<u>31,653.69</u>	<u>31,653.69</u>
0-0-4560.001	G/L - LAZARD EMERGING MKTS	122,725.18	122,725.18
0-0-4560.002	G/L - FMI COMMON STOCK	19,843.08	19,843.08
0-0-4560.003	G/L - INVESCO INTL GROWTH	93,235.45	93,235.45
0-0-4560.004	G/L - MFS INTL VALUE	68,619.92	68,619.92
0-0-4560.005	G/L - LOOMIS SAYLES GROWTH	67,177.74	67,177.74
0-0-4560.006	G/L - BLACKROCK STRATEGIC INC	<u>11,890.51</u>	<u>11,890.51</u>

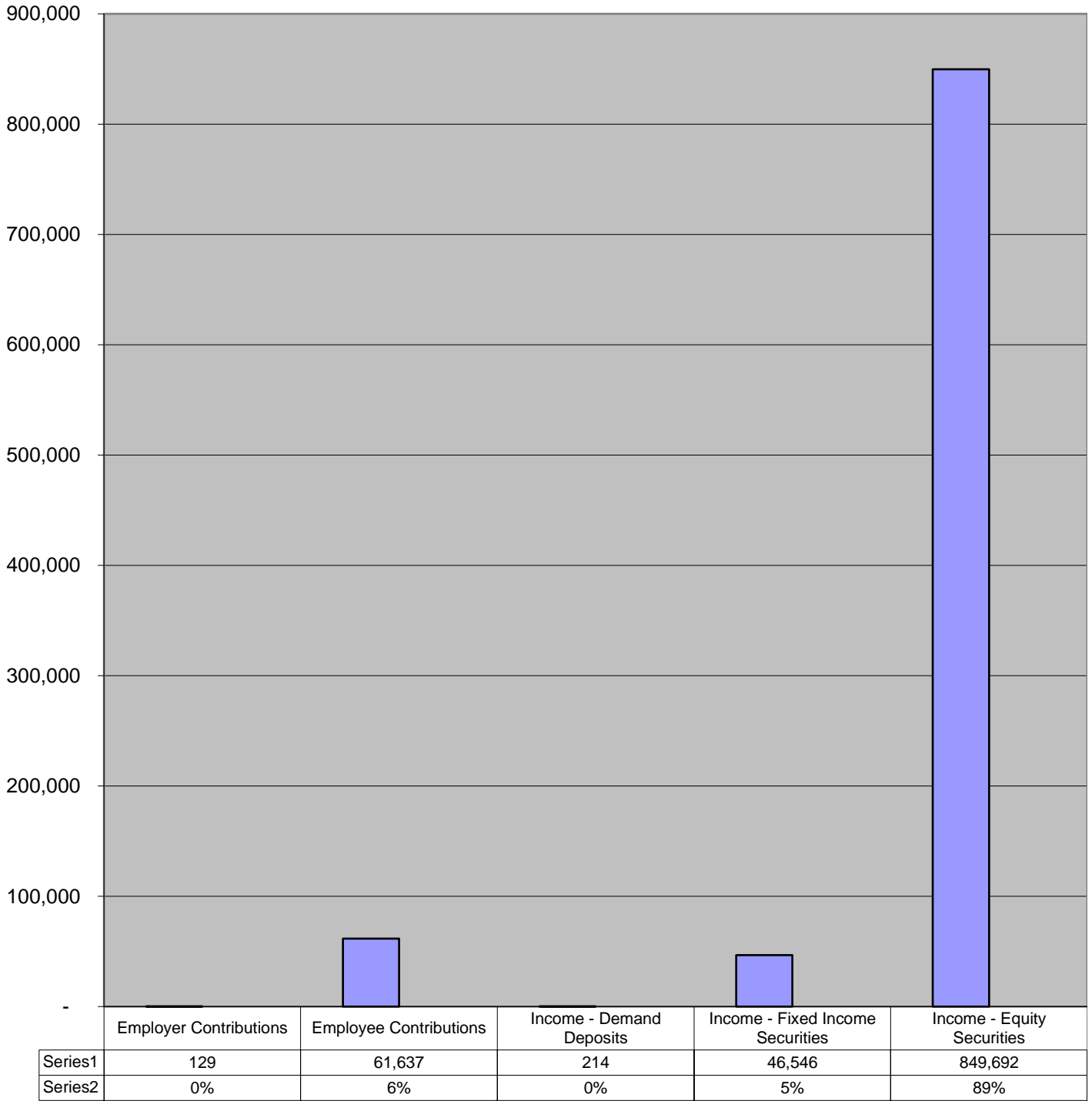
(This statement is continued on the following page.)

**Lisle-Woodridge Firefighter's Pension Fund**  
Revenue Report  
For the One Month Ended January 31, 2017

	<b>Current Month</b>	<b>Year to Date</b>
<b>Income Equity Securities (Continued)</b>		
<b>Income Mutual Funds (Continued)</b>		
0-0-4560.007	\$ 12,484.20	\$ 12,484.20
0-0-4560.008	78,246.84	78,246.84
0-0-4560.009	46,434.26	46,434.26
0-0-4560.010	72,304.87	72,304.87
0-0-4560.011	25,010.29	25,010.29
0-0-4560.012	3,950.17	3,950.17
0-0-4560.013	161,680.50	161,680.50
	783,603.01	783,603.01
Total Income/Gain (Loss) Mutual Funds		
	815,256.70	815,256.70
Total Income Mutual Funds		
	849,691.66	849,691.66
Total Income Equity Securities		
	896,451.70	896,451.70
Total Income Cash and Investments		
<b>TOTAL REVENUES</b>	<b>\$ 958,217.57</b>	<b>\$ 958,217.57</b>

(See accountant's compilation report.)

**Lisle-Woodridge Firefighter's Pension Fund  
Revenues  
For One Month Ended January 31, 2017**



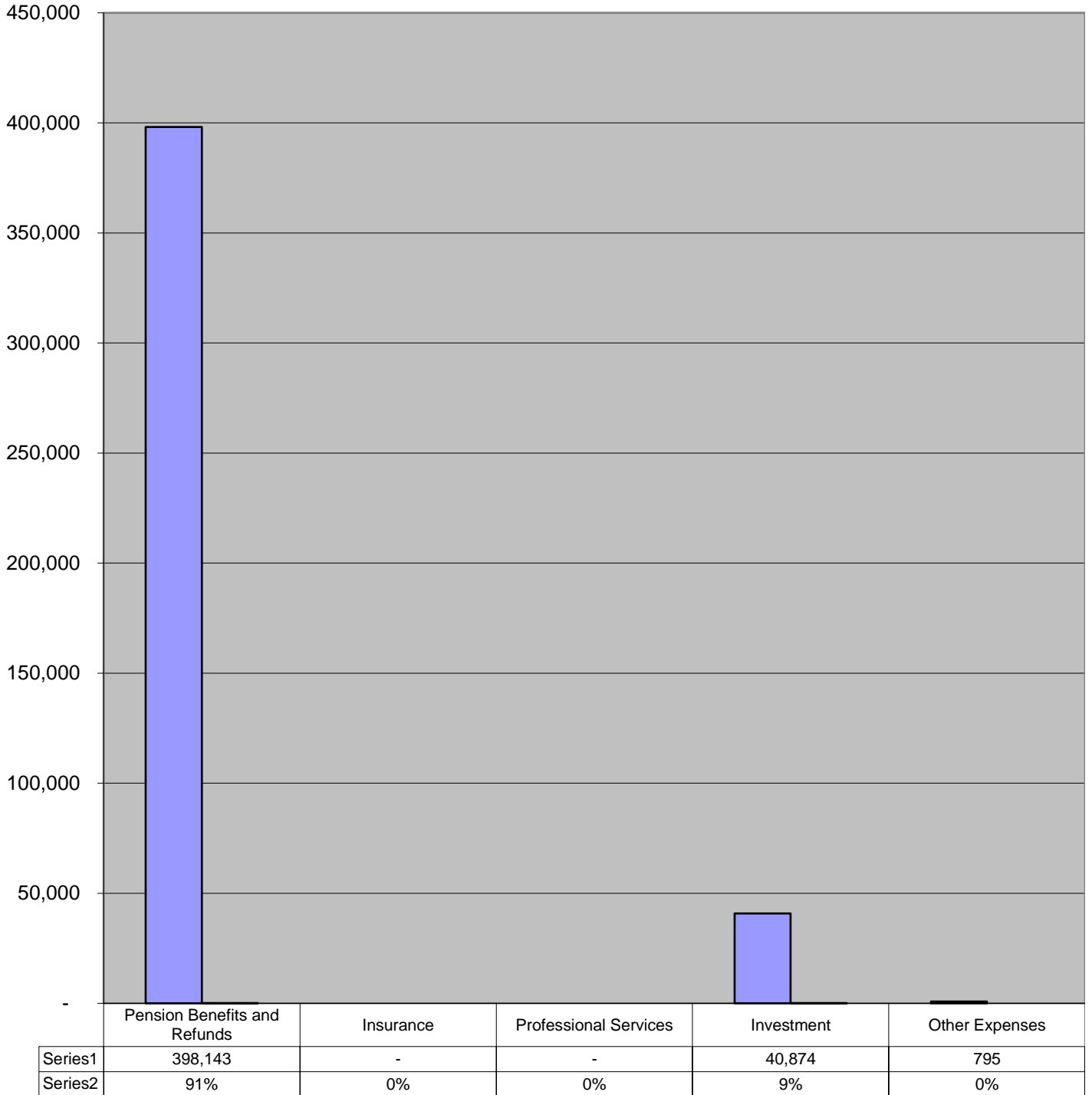
(See accountant's compilation report.)

**Lisle-Woodridge Firefighter's Pension Fund**  
Expense Report  
For the One Month Ended January 31, 2017

		<u>Current Month</u>	<u>Year to Date</u>	<u>FY17 Annual Budget</u>
<b>Expenses</b>				
<b>Administrative</b>				
<b>Pension Benefits and Refunds</b>				
0-0-5020.000	SERVICE PENSIONS	\$ 357,139.75	\$ 357,139.75	\$ 4,251,700.00
0-0-5030.000	NON-DUTY DISABILITY PENSIONS	6,874.77	6,874.77	84,100.00
0-0-5040.000	DUTY DISABILITY PENSIONS	23,612.85	23,612.85	291,800.00
0-0-5050.000	OCCUPATIONAL DISEASE PENSIONS	8,359.58	8,359.58	103,300.00
0-0-5060.000	SURVIVING SPOUSE PENSIONS	2,156.35	2,156.35	25,900.00
0-0-5100.000	REFUND OF CONTRIBUTIONS	-	-	15,000.00
	Total Pension Benefit and Refunds	398,143.30	398,143.30	4,771,800.00
<b>Insurance</b>				
0-0-5150.001	FIDUCIARY INSURANCE	-	-	20,000.00
	Total Insurance	-	-	20,000.00
<b>Professional Services</b>				
0-0-5170.001	ACTUARIAL SERVICES	-	-	-
0-0-5170.002	AUDITING SERVICES	-	-	4,500.00
0-0-5170.003	ACCOUNTING & BOOKKEEPING SERV	-	-	18,200.00
0-0-5170.004	MEDICAL SERVICES	-	-	10,300.00
0-0-5170.005	LEGAL SERVICES	-	-	25,000.00
0-0-5170.006	PUBLIC STENOGRAPHER/CT REPORT	-	-	1,100.00
	Total Professional Services	-	-	59,100.00
<b>Investment</b>				
0-0-5190.001	INVESTMENT MGR/ADVISOR FEES	40,836.03	40,836.03	228,500.00
0-0-5190.004	SAFE DEPOSIT AND BANK FEES	38.00	38.00	500.00
	Total Investment	40,874.03	40,874.03	229,000.00
<b>Other Expenses</b>				
0-0-5290.025	CONFERENCE/SEMINAR FEES	-	-	6,200.00
0-0-5290.026	ASSOCIATION DUES	795.00	795.00	1,000.00
0-0-5290.028	POSTAGE EXPENSE	-	-	200.00
0-0-5290.030	SUPPLIES EXPENSE	-	-	1,400.00
0-0-5290.034	IDOI FILING EXPENSE	-	-	8,000.00
0-0-5290.035	OTHER EXPENSE	-	-	10,500.00
	Total Other Expenses	795.00	795.00	27,300.00
	Total Administrative	41,669.03	439,812.33	5,107,200.00
<b>TOTAL EXPENSES</b>		<b>\$ 439,812.33</b>	<b>\$ 439,812.33</b>	<b>\$ 5,107,200.00</b>

(See accountant's compilation report.)

**Lisle-Woodridge Firefighter's Pension Fund  
Expenses  
For One Month Ended January 31, 2017**



(See accountant's compilation report.)

**Lisle-Woodridge Firefighter's Pension Fund**  
**Summary of Property Tax Receipts through January 31, 2017**  
**DuPage County and Will County**

---

	<u>Total Property Taxes</u>
Fiscal Year Ending December 31, 2017	
Per Property Tax Remittances:	
Total DuPage County Collections	\$ 128.95
Total Will County Collections	<u>-</u>
Total Collections	<u><u>\$ 128.95</u></u>

(See accountant's compilation report.)



**Lisle-Woodridge Firefighter's Pension Fund**  
**Summary of Property Tax Receipts through January 31, 2017**  
**DuPage County**

	2015 Taxes	2014 Taxes
Fiscal Year Ending December 31, 2017		
1/10/2017	\$ 128.95	\$ -
	\$ 128.95	\$ -
Fiscal Year Ending December 31, 2016	\$ 4,083,978.00	\$ 10,153.45
<b>SUMMARY</b>	2015 Taxes	2014 Taxes
<b>TOTAL COLLECTED</b>	\$ 4,084,106.95	\$ 10,153.45
<b>TAX LEVIED</b>	\$ 4,097,019.02	*
<b>TAX EXTENDED</b>	\$ 4,090,999.18	*
<b>% COLLECTED</b>	99.83%	*
<b>EXTENDED LESS COLLECTED</b>	\$ 6,892.23	*

\* Information is not available.

**Lisle-Woodridge Firefighter's Pension Fund**  
**Summary of Property Tax Receipts through January 31, 2017**  
**Will County**

	2015 Taxes	2014 Taxes
Fiscal Year Ending December 31, 2017	\$ -	\$ -
	\$ -	\$ -
Fiscal Year Ending December 31, 2016	\$ 3,129.32	\$ 431.97
<b>SUMMARY</b>	2015 Taxes	2014 Taxes
<b>TOTAL COLLECTED</b>	\$ 3,129.32	\$ 431.97
<b>TAX LEVIED</b>	\$ 3,129.98	*
<b>TAX EXTENDED</b>	\$ 3,129.98	*
<b>% COLLECTED</b>	99.98%	*
<b>EXTENDED LESS COLLECTED</b>	\$ 0.66	*

\* *Information is not available.*

**Lisle-Woodridge Firefighter's Pension Fund Cash Projections FY2017  
MB Financial Bank**

Starting Date 1/1/2017

	Beginning	Jan-17	Feb-17	Mar-17	Apr-17	May-17	Jun-17	Jul-17	Aug-17	Sep-17	Oct-17	Nov-17	Dec-17	Total
<b>Cash on Hand (beginning of month)</b>	34,042	34,042	33,374	32,206	83,383	44,560	35,737	42,814	25,991	19,168	39,345	32,422	14,599	
<b>CASH RECEIVED</b>														
Distribution Funding		345,000	345,000	345,000	345,000	345,000	345,000	345,000	345,000	345,000	345,000	345,000	345,000	4,140,000
Member Contributions		61,637	64,000	114,000	53,000	69,000	67,000	63,000	62,000	92,000	60,000	61,000	57,000	823,637
Other Misc		-	-	-	-	-	-	-	-	-	-	-	-	-
<b>TOTAL CASH RECEIVED</b>		406,637	409,000	459,000	398,000	414,000	412,000	408,000	407,000	437,000	405,000	406,000	402,000	4,963,637
<b>Total Cash Available</b>	34,042	440,679	442,374	491,206	481,383	458,560	447,737	450,814	432,991	456,168	444,345	438,422	416,599	
<b>CASH PAID OUT</b>														
Pension Payments		398,143	401,168	404,823	404,823	404,823	404,823	404,823	404,823	411,823	411,823	411,823	411,823	4,875,541
Pension Refunds		-	-	-	-	-	-	-	-	-	-	-	-	-
Other Expenses		9,162	9,000	3,000	32,000	18,000	100	20,000	9,000	5,000	100	12,000	1,000	118,362
Wire Transfers Out (In)		-	-	-	-	-	-	-	-	-	-	-	-	-
<b>TOTAL CASH PAID OUT</b>		407,305	410,168	407,823	436,823	422,823	404,923	424,823	413,823	416,823	411,923	423,823	412,823	4,993,903
<b>Cash on Hand (end of month)</b>	34,042	33,374	32,206	83,383	44,560	35,737	42,814	25,991	19,168	39,345	32,422	14,599	3,776	

\*\* Amount estimated\*\*

(See accountant's compilation report.)